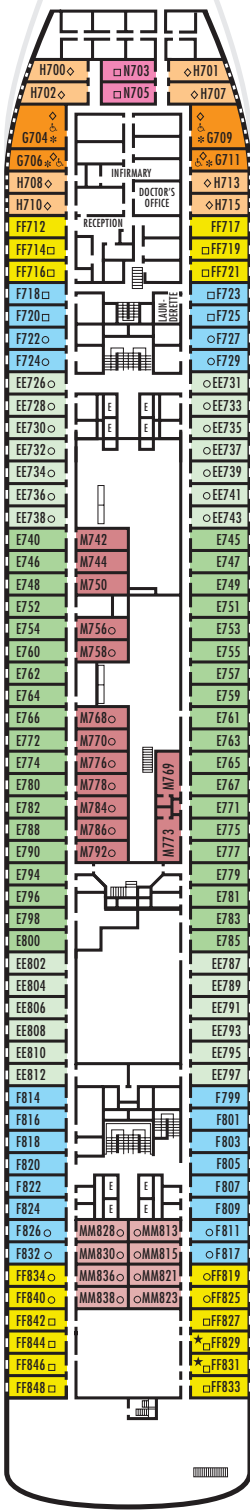
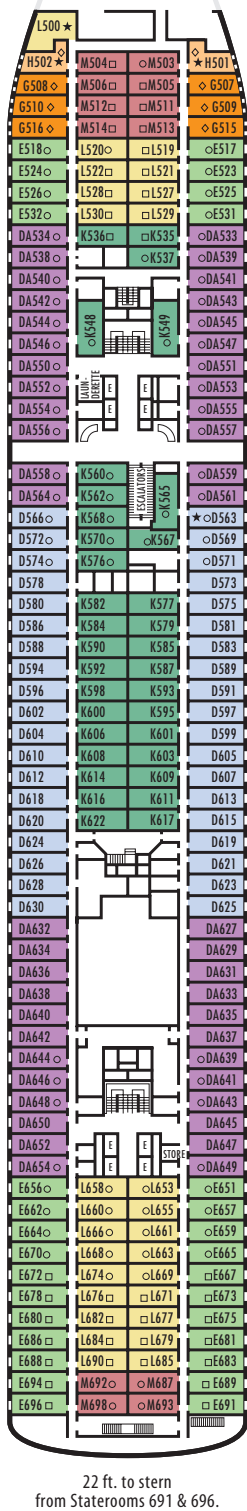


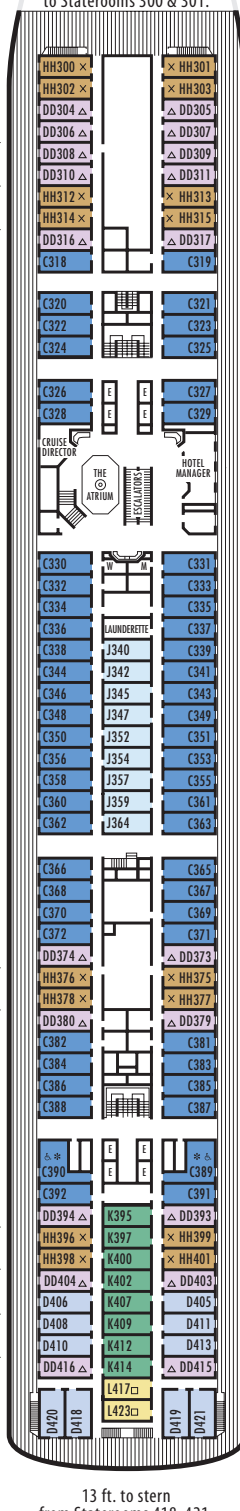
A DECK
Staterooms 700-848
106 ft. from bow
to Staterooms 700, 701 & 703.



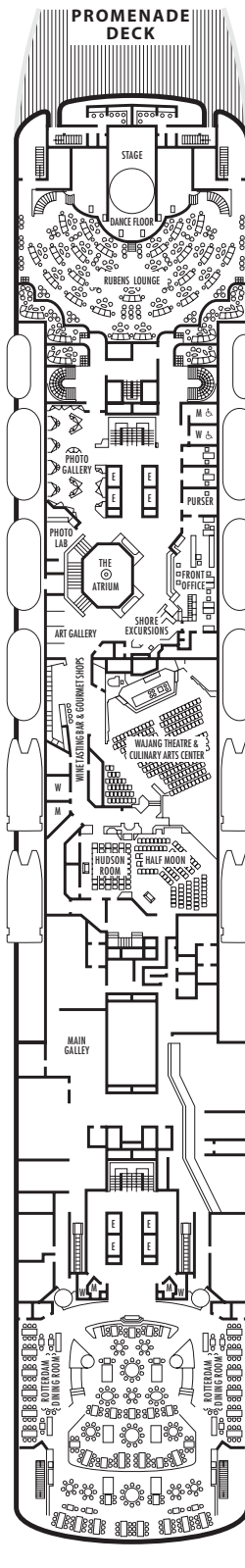
MAIN DECK
Staterooms 500-698
102 ft. from bow
to Stateroom 500.



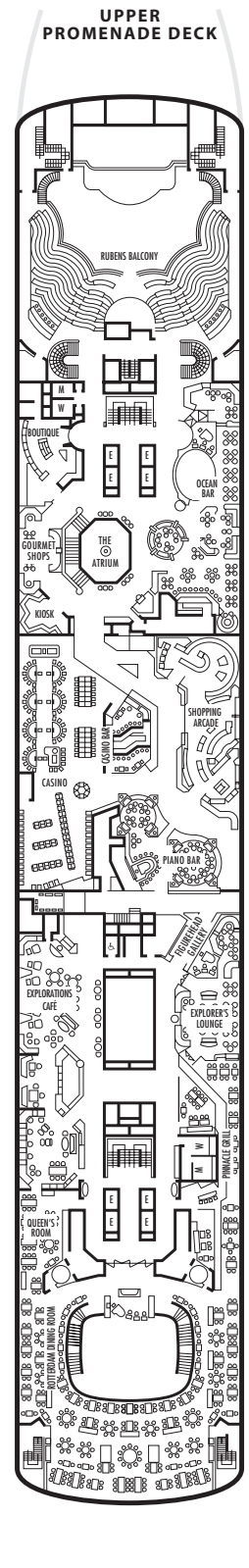
LOWER PROMENADE DECK
Staterooms 300-423
106 ft. from bow
to Staterooms 300 & 301.



PROMENADE DECK



UPPER PROMENADE DECK



SHIP SPECIFICATIONS & FACILITIES

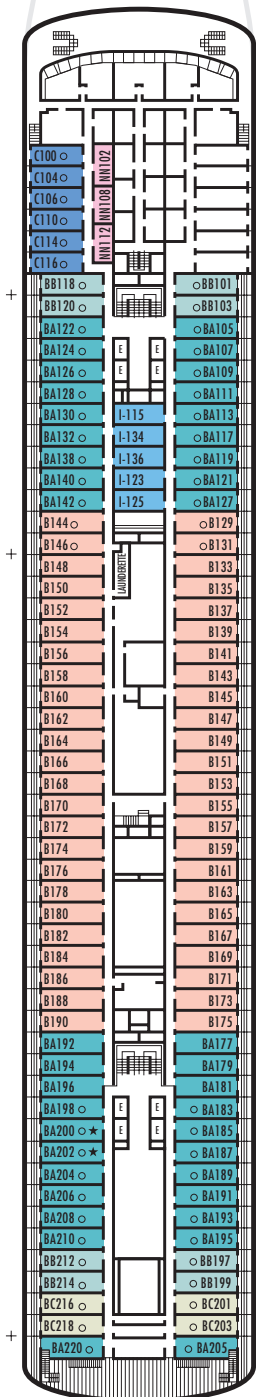
- 1,258 Guests
- 55,451 Gross Tons
- 720 Feet Long
- Automatic Stabilizers
- 10 Guest Decks
- 8 Guest Elevators
- 15 Public Rooms
- 3 Restaurants
- 2 Outdoor Swimming Pools (one with sliding glass roof)
- Health Spa
- Movie Theatre
- Duty-free Shops
- Library
- Casino
- Internet Center
- Practice Tennis Court
- Basketball Court

STATEROOM SYMBOL LEGEND

- * Shower only
- Triple (2 lower beds, 1 sofa bed)
- Quad (2 lower beds, 1 sofa bed, 1 upper)
- △ Partial sea view
- × Fully obstructed view
- + Connecting rooms
- ◇ These staterooms have portholes instead of windows
- ★ Staterooms H501, H502, L500, D563, FF829, FF831, BA200, BA202, S030 are modified accessible, shower only with small step, step into bathroom, standard interior and exterior door size.
- ♿ Staterooms C389, C390, G704, G706, G709 & G711 are wheelchair accessible, roll-in shower only, wheelchair-accessible doorways.

VERANDAH DECK

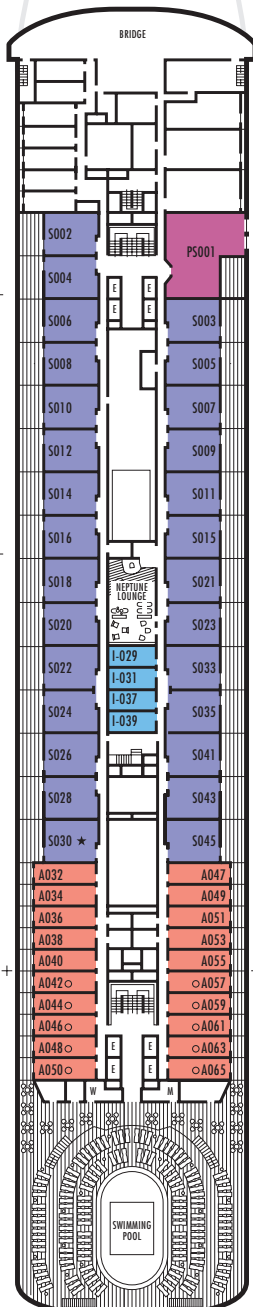
Staterooms 100-220
156 ft. from bow to Staterooms 100 & 102.



30 ft. to stern from Staterooms 205 & 220.

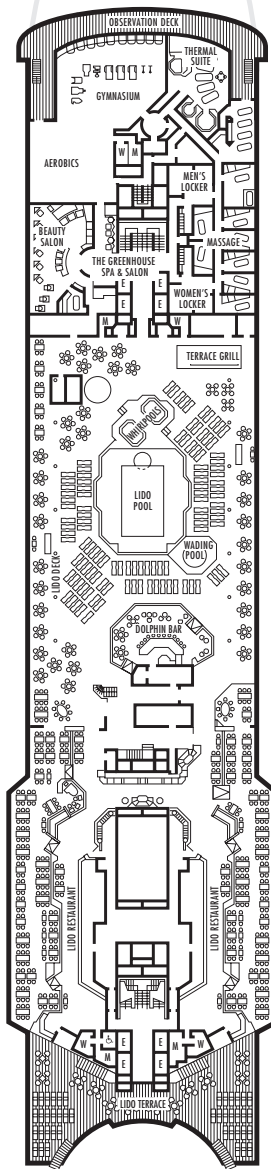
NAVIGATION DECK

Staterooms 001-065
205 ft. from bow to Staterooms 001 & 002.

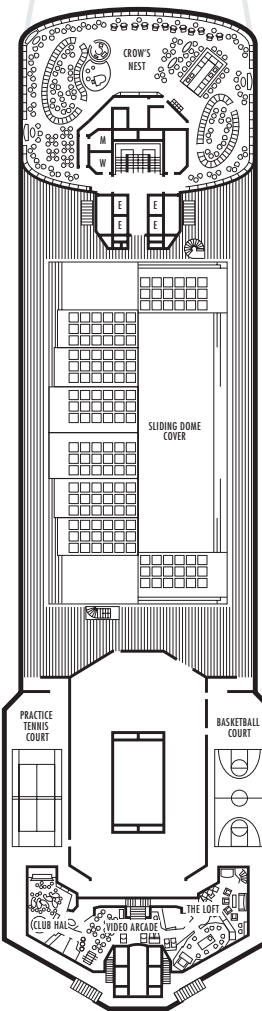


112 ft. to stern from Staterooms 050 & 065.

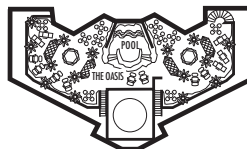
LIDO DECK



SPORTS DECK



SKY DECK



ms Veendam

DECK PLANS & STATEROOMS

The deck plans are color-coded by category of stateroom, and the category letter precedes the stateroom number in each room. All staterooms are equipped with DVD player, television, telephone and multi-channel music.

Important Note: Not all staterooms within each category have the same furniture configuration and/or facilities. Appropriate symbols within the rooms on the deck plans describe differences from the stateroom descriptions below.

VERANDAH SUITES

PS
Penthouse Verandah Suite: Bedroom with 1 king-size bed, oversize whirlpool bath & shower, living room, dining room, dressing room, private verandah, pantry, 1 sofa bed for 2 persons, mini-bar, refrigerator, guest toilet, floor-to-ceiling windows.

S
Deluxe Verandah Suites: 2 lower beds convertible to 1 king-size bed, whirlpool bath & shower, large sitting area, dressing room, private verandah, 1 sofa bed for 2 persons, mini-bar, refrigerator, floor-to-ceiling windows.

A B BA BB BC
Verandah Suites: 2 lower beds convertible to 1 queen-size bed, whirlpool bath & shower, sitting area, private verandah, mini-bar, refrigerator, floor-to-ceiling windows.

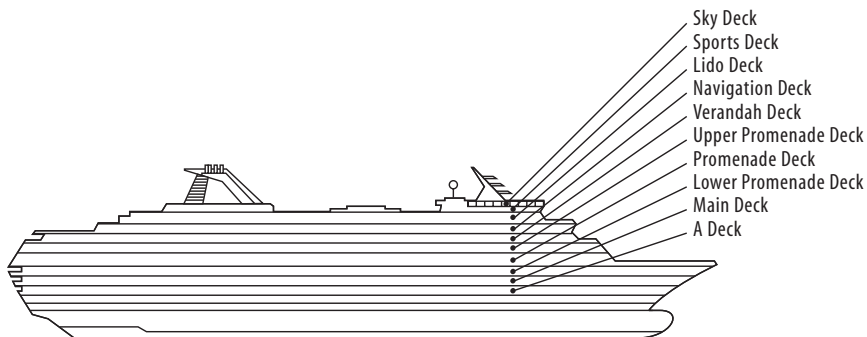
OUTSIDE STATEROOMS

C D DA DD E EE
F FF G H
Large: 2 lower beds convertible to 1 queen-size bed, bathtub & shower. All DD-category staterooms have partial sea views.

HH
Large: 2 lower beds convertible to 1 queen-size bed, bathtub & shower. All HH-category staterooms have fully obstructed views.

INSIDE STATEROOMS

I J K L M MM
Large: 2 lower beds convertible to 1 queen-size bed, shower.
N NN
Standard: 2 lower beds convertible to 1 queen-size bed, shower.



- Sky Deck
- Sports Deck
- Lido Deck
- Navigation Deck
- Verandah Deck
- Upper Promenade Deck
- Promenade Deck
- Lower Promenade Deck
- Main Deck
- A Deck