

# ms Ryndam

## DECK PLANS & STATEROOMS

The deck plans are color-coded by category of stateroom, and the category letter precedes the stateroom number in each room. All staterooms are equipped with DVD player, flat-panel television, telephone and multi-channel music.

**Important Note:** Not all staterooms within each category have the same furniture configuration and/or facilities. Appropriate symbols within the rooms on the deck plans describe differences from the stateroom descriptions below.

All information is subject to change.

### STATEROOM SYMBOL LEGEND

- \* Shower only
- Triple (2 lower beds, 1 sofa bed)
- Quad (2 lower beds, 1 sofa bed, 1 upper)
- △ Partial sea view
- X Fully obstructed view
- + Connecting rooms
- ◇ These staterooms have portholes instead of windows
- ★ Staterooms H501, H502, L500, D563, FF829, FF831, BA200, BA202, S030 are modified accessible, shower only with small step, step into bathroom, standard interior and exterior door size.
- ♿ Staterooms C389, C390, G704, G706, G709 & G711 are wheelchair accessible, roll-in shower only, wheelchair-accessible doorways.

### OCEAN-VIEW STATEROOMS

E EE F FF G H

**Large:** 2 lower beds convertible to 1 queen-size bed, bathtub & shower.

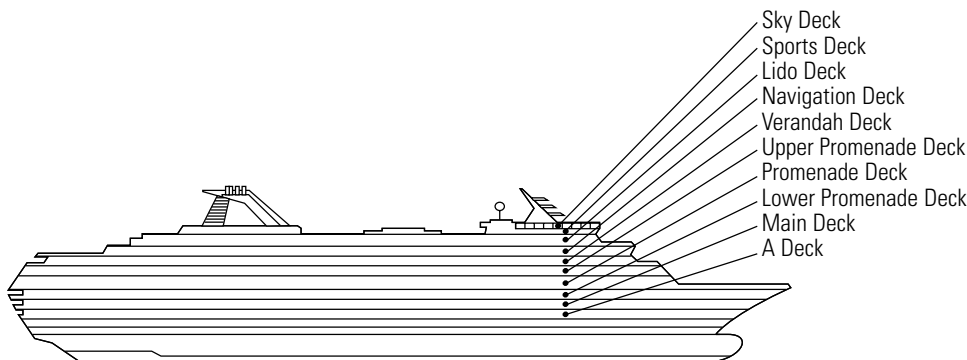
### INSIDE STATEROOMS

M MM

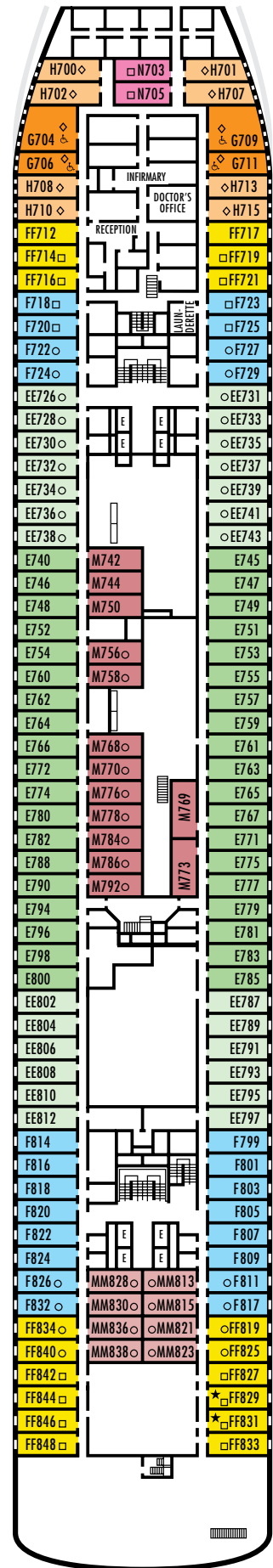
**Large:** 2 lower beds convertible to 1 queen-size bed, shower.

N

**Standard:** 2 lower beds convertible to 1 queen-size bed, shower.



## A DECK Staterooms 700-848



# ms Ryndam

## DECK PLANS & STATEROOMS

The deck plans are color-coded by category of stateroom, and the category letter precedes the stateroom number in each room. All staterooms are equipped with DVD player, flat-panel television, telephone and multi-channel music.

**Important Note:** Not all staterooms within each category have the same furniture configuration and/or facilities. Appropriate symbols within the rooms on the deck plans describe differences from the stateroom descriptions below.

All information is subject to change.

### STATEROOM SYMBOL LEGEND

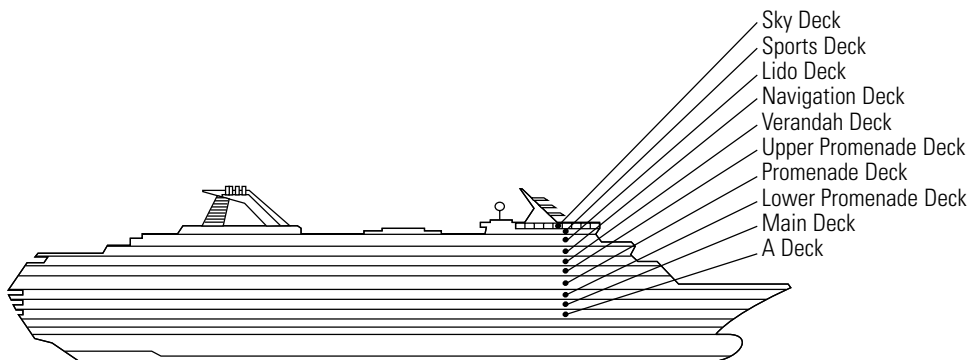
- \* Shower only
- Triple (2 lower beds, 1 sofa bed)
- Quad (2 lower beds, 1 sofa bed, 1 upper)
- △ Partial sea view
- × Fully obstructed view
- + Connecting rooms
- ◇ These staterooms have portholes instead of windows
- ★ Staterooms H501, H502, L500, D563, FF829, FF831, BA200, BA202, S030 are modified accessible, shower only with small step, step into bathroom, standard interior and exterior door size.
- ♿ Staterooms C389, C390, G704, G706, G709 & G711 are wheelchair accessible, roll-in shower only, wheelchair-accessible doorways.

### OCEAN-VIEW STATEROOMS

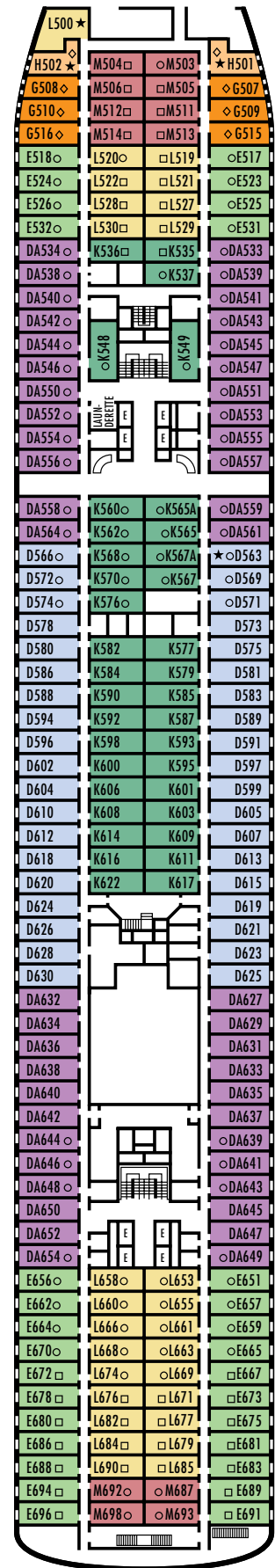
- D  DA  E  G  H
- Large:** 2 lower beds convertible to 1 queen-size bed, bathtub & shower.

### INSIDE STATEROOMS

- K  L  M
- Large:** 2 lower beds convertible to 1 queen-size bed, shower.



## MAIN DECK Staterooms 500-698



# ms Ryndam

## DECK PLANS & STATEROOMS

The deck plans are color-coded by category of stateroom, and the category letter precedes the stateroom number in each room. All staterooms are equipped with DVD player, flat-panel television, telephone and multi-channel music.

**Important Note:** Not all staterooms within each category have the same furniture configuration and/or facilities. Appropriate symbols within the rooms on the deck plans describe differences from the stateroom descriptions below.

All information is subject to change.

### STATEROOM SYMBOL LEGEND

- \* Shower only
- Triple (2 lower beds, 1 sofa bed)
- Quad (2 lower beds, 1 sofa bed, 1 upper)
- △ Partial sea view
- × Fully obstructed view
- + Connecting rooms
- ◇ These staterooms have portholes instead of windows
- ★ Staterooms H501, H502, L500, D563, FF829, FF831, BA200, BA202, S030 are modified accessible, shower only with small step, step into bathroom, standard interior and exterior door size.
- ♿ Staterooms C389, C390, G704, G706, G709 & G711 are wheelchair accessible, roll-in shower only, wheelchair-accessible doorways.

### OCEAN-VIEW STATEROOMS

**C** **D** **DD**

**Large:** 2 lower beds convertible to 1 queen-size bed, bathtub & shower. All DD-category staterooms have partial sea views.

**HH**

**Large:** 2 lower beds convertible to 1 queen-size bed, bathtub & shower. All HH-category staterooms have fully obstructed views.

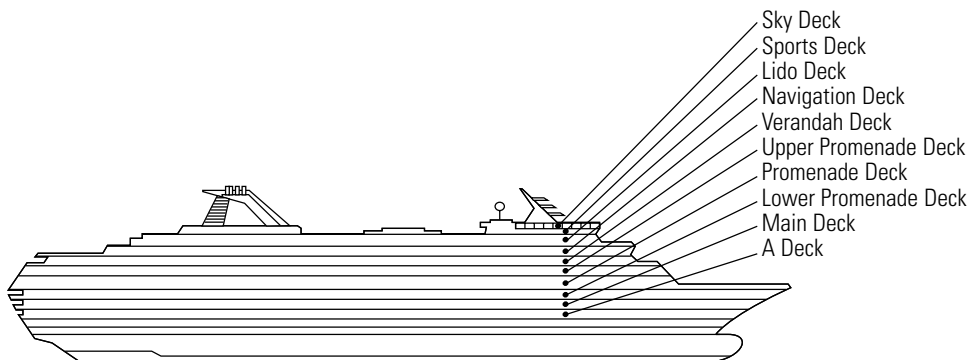
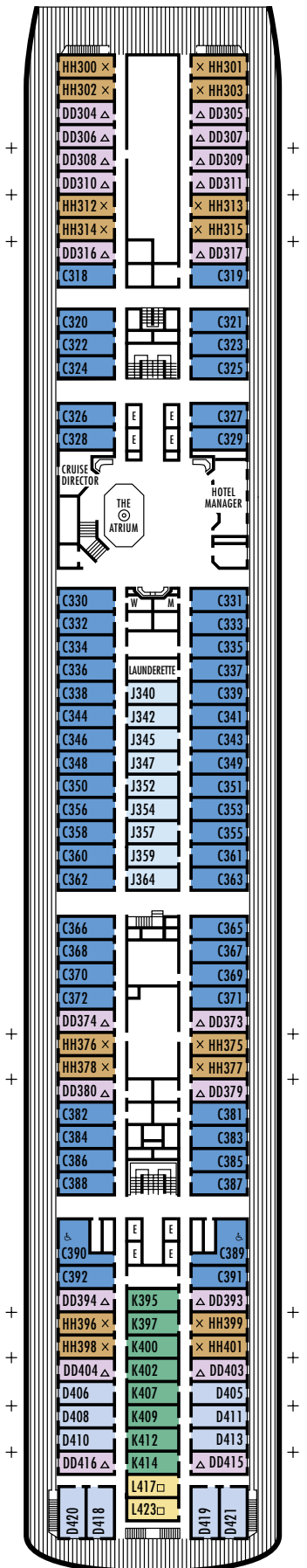
### INSIDE STATEROOMS

**J** **K** **L**

**Large:** 2 lower beds convertible to 1 queen-size bed, shower.

## LOWER PROMENADE DECK

Staterooms 300-423



# ms Ryndam

## DECK PLANS & STATEROOMS

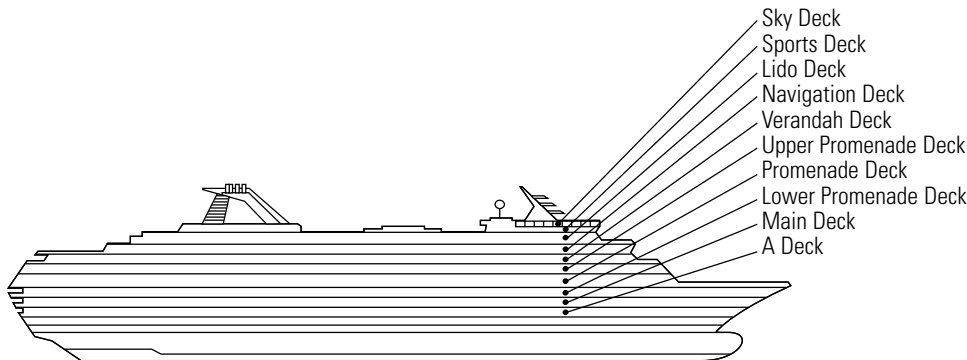
The deck plans are color-coded by category of stateroom, and the category letter precedes the stateroom number in each room. All staterooms are equipped with DVD player, flat-panel television, telephone and multi-channel music.

**Important Note:** Not all staterooms within each category have the same furniture configuration and/or facilities. Appropriate symbols within the rooms on the deck plans describe differences from the stateroom descriptions below.

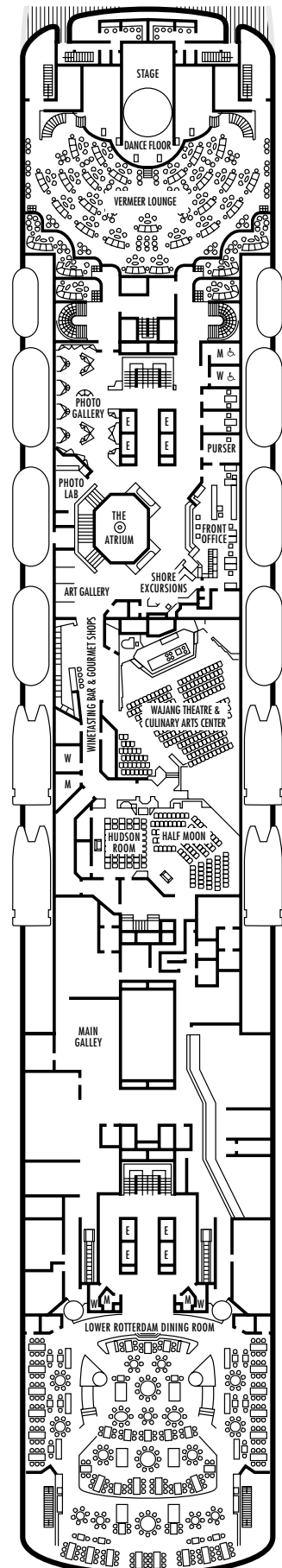
All information is subject to change.

### STATEROOM SYMBOL LEGEND

- \* Shower only
- Triple (2 lower beds, 1 sofa bed)
- Quad (2 lower beds, 1 sofa bed, 1 upper)
- △ Partial sea view
- × Fully obstructed view
- + Connecting rooms
- ◇ These staterooms have portholes instead of windows
- ★ Staterooms H501, H502, L500, D563, FF829, FF831, BA200, BA202, S030 are modified accessible, shower only with small step, step into bathroom, standard interior and exterior door size.
- ♿ Staterooms C389, C390, G704, G706, G709 & G711 are wheelchair accessible, roll-in shower only, wheelchair-accessible doorways.



## PROMENADE DECK



# ms Ryndam

## DECK PLANS & STATEROOMS

The deck plans are color-coded by category of stateroom, and the category letter precedes the stateroom number in each room. All staterooms are equipped with DVD player, flat-panel television, telephone and multi-channel music.

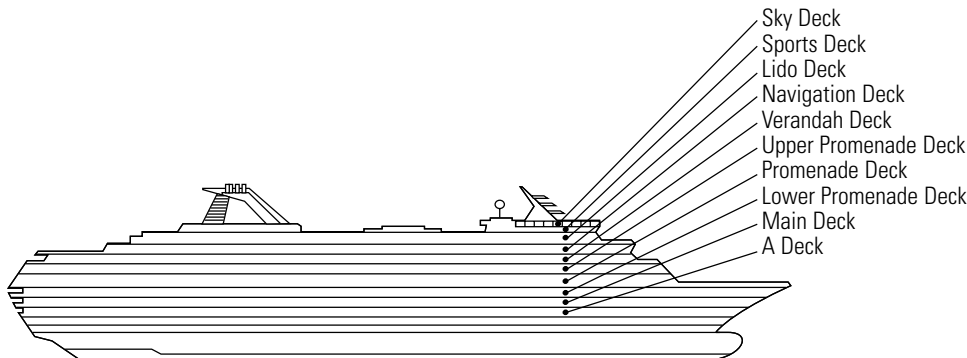
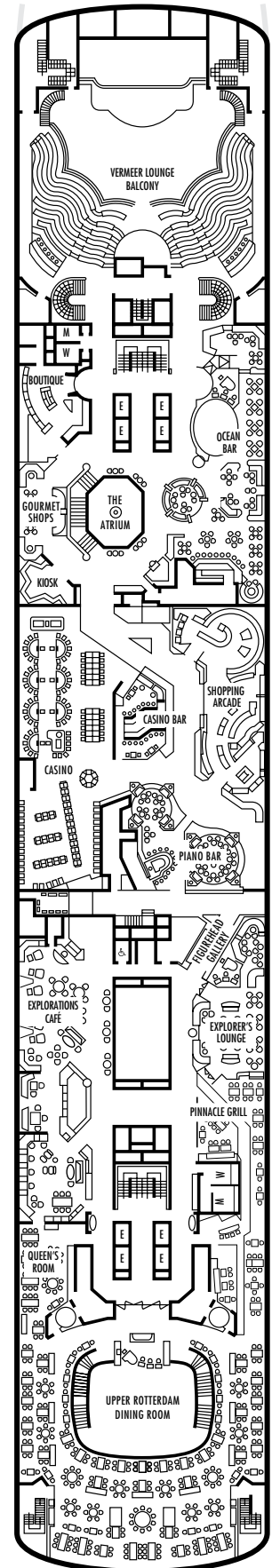
**Important Note:** Not all staterooms within each category have the same furniture configuration and/or facilities. Appropriate symbols within the rooms on the deck plans describe differences from the stateroom descriptions below.

All information is subject to change.

### STATEROOM SYMBOL LEGEND

- \* Shower only
- Triple (2 lower beds, 1 sofa bed)
- Quad (2 lower beds, 1 sofa bed, 1 upper)
- △ Partial sea view
- × Fully obstructed view
- + Connecting rooms
- ◇ These staterooms have portholes instead of windows
- ★ Staterooms H501, H502, L500, D563, FF829, FF831, BA200, BA202, S030 are modified accessible, shower only with small step, step into bathroom, standard interior and exterior door size.
- ♿ Staterooms C389, C390, G704, G706, G709 & G711 are wheelchair accessible, roll-in shower only, wheelchair-accessible doorways.

## UPPER PROMENADE DECK



# ms Ryndam

## DECK PLANS & STATEROOMS

The deck plans are color-coded by category of stateroom, and the category letter precedes the stateroom number in each room. All staterooms are equipped with DVD player, flat-panel television, telephone and multi-channel music.

**Important Note:** Not all staterooms within each category have the same furniture configuration and/or facilities. Appropriate symbols within the rooms on the deck plans describe differences from the stateroom descriptions below.

All information is subject to change.

### STATEROOM SYMBOL LEGEND

- \* Shower only
- Triple (2 lower beds, 1 sofa bed)
- Quad (2 lower beds, 1 sofa bed, 1 upper)
- △ Partial sea view
- X Fully obstructed view
- + Connecting rooms
- ◇ These staterooms have portholes instead of windows
- ★ Staterooms H501, H502, L500, D563, FF829, FF831, BA200, BA202, S030 are modified accessible, shower only with small step, step into bathroom, standard interior and exterior door size.
- ♿ Staterooms C389, C390, G704, G706, G709 & G711 are wheelchair accessible, roll-in shower only, wheelchair-accessible doorways.

### VERANDAH SUITES

**B** **BA** **BB** **BC**

**Verandah Suites:** 2 lower beds convertible to 1 queen-size bed, whirlpool bath & shower, sitting area, private verandah, mini-bar, refrigerator, floor-to-ceiling windows.

### OCEAN-VIEW STATEROOMS

**C**

**Large:** 2 lower beds convertible to 1 queen-size bed, bathtub & shower.

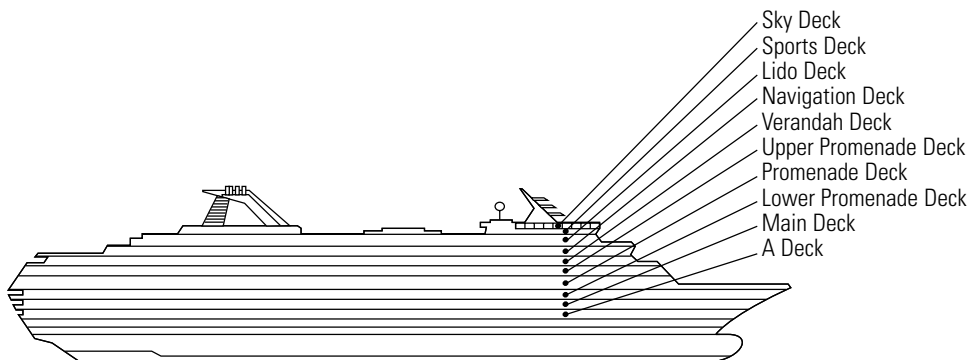
### INSIDE STATEROOMS

**I**

**Large:** 2 lower beds convertible to 1 queen-size bed, shower.

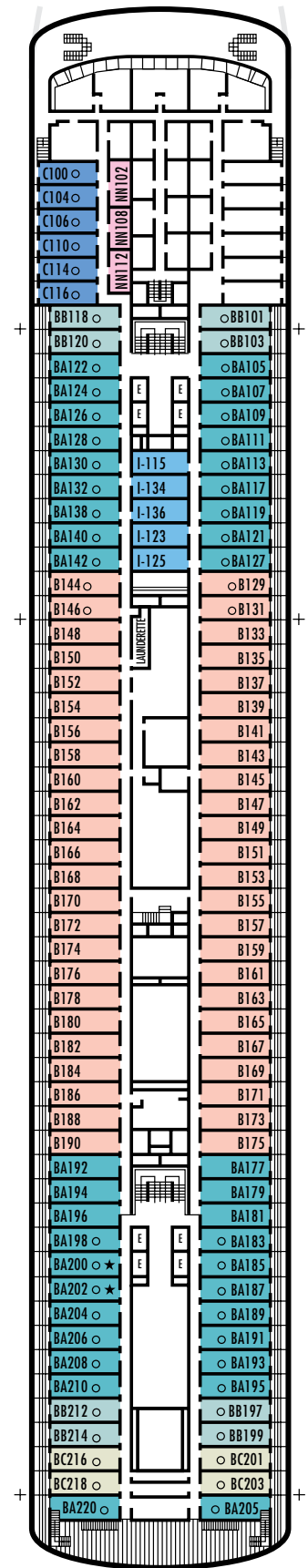
**NN**

**Standard:** 2 lower beds convertible to 1 queen-size bed, shower.



## VERANDAH DECK

Staterooms 100-220



# ms Ryndam

## DECK PLANS & STATEROOMS

The deck plans are color-coded by category of stateroom, and the category letter precedes the stateroom number in each room. All staterooms are equipped with DVD player, flat-panel television, telephone and multi-channel music.

**Important Note:** Not all staterooms within each category have the same furniture configuration and/or facilities. Appropriate symbols within the rooms on the deck plans describe differences from the stateroom descriptions below.

All information is subject to change.

### STATEROOM SYMBOL LEGEND

- \* Shower only
- Triple (2 lower beds, 1 sofa bed)
- Quad (2 lower beds, 1 sofa bed, 1 upper)
- △ Partial sea view
- × Fully obstructed view
- + Connecting rooms
- ◇ These staterooms have portholes instead of windows
- ★ Staterooms H501, H502, L500, D563, FF829, FF831, BA200, BA202, S030 are modified accessible, shower only with small step, step into bathroom, standard interior and exterior door size.
- ♿ Staterooms C389, C390, G704, G706, G709 & G711 are wheelchair accessible, roll-in shower only, wheelchair-accessible doorways.

### VERANDAH SUITES

#### PS

**Penthouse Verandah Suite:** Bedroom with 1 king-size bed, oversize whirlpool bath & shower, living room, dining room, dressing room, private verandah, pantry, 1 sofa bed for 2 persons, mini-bar, refrigerator, guest toilet, floor-to-ceiling windows.

#### S

**Deluxe Verandah Suites:** 2 lower beds convertible to 1 king-size bed, whirlpool bath & shower, large sitting area, dressing room, private verandah, 1 sofa bed for 2 persons, mini-bar, refrigerator, floor-to-ceiling windows.

#### A

**Verandah Suites:** 2 lower beds convertible to 1 queen-size bed, whirlpool bath & shower, sitting area, private verandah, mini-bar, refrigerator, floor-to-ceiling windows.

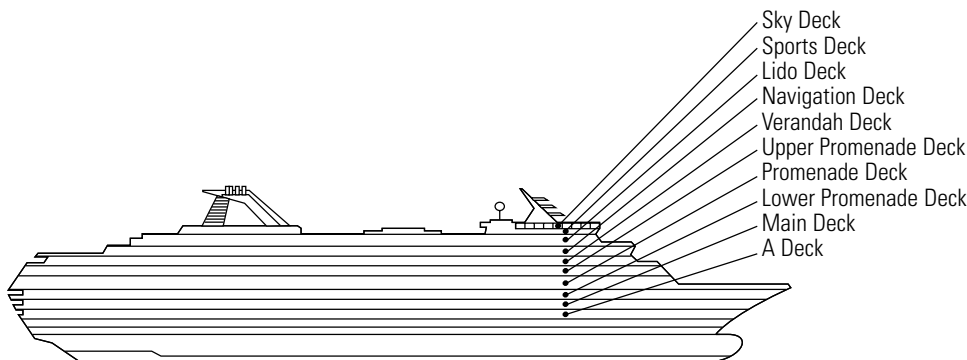
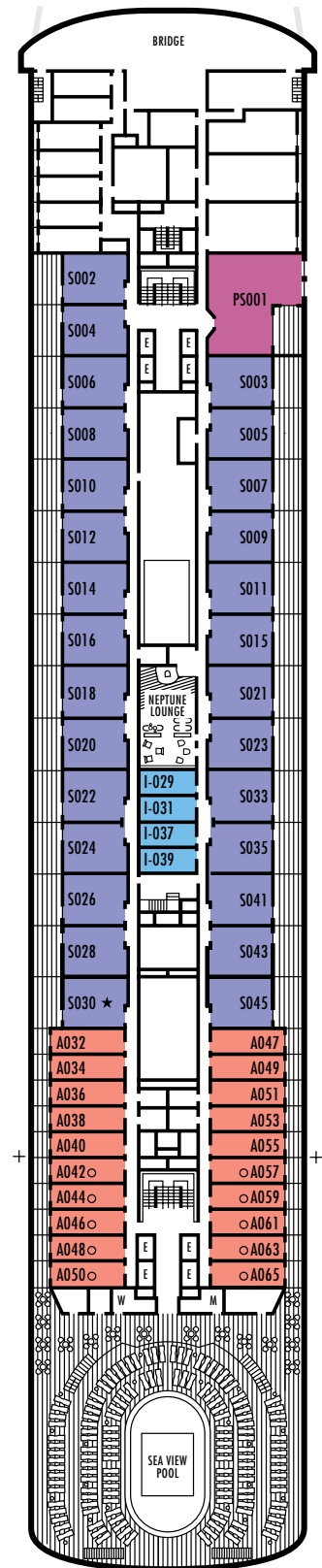
### INSIDE STATEROOMS

#### I

**Large:** 2 lower beds convertible to 1 queen-size bed, shower.

## NAVIGATION DECK

Staterooms 001-065



# ms Ryndam

## DECK PLANS & STATEROOMS

The deck plans are color-coded by category of stateroom, and the category letter precedes the stateroom number in each room. All staterooms are equipped with DVD player, flat-panel television, telephone and multi-channel music.

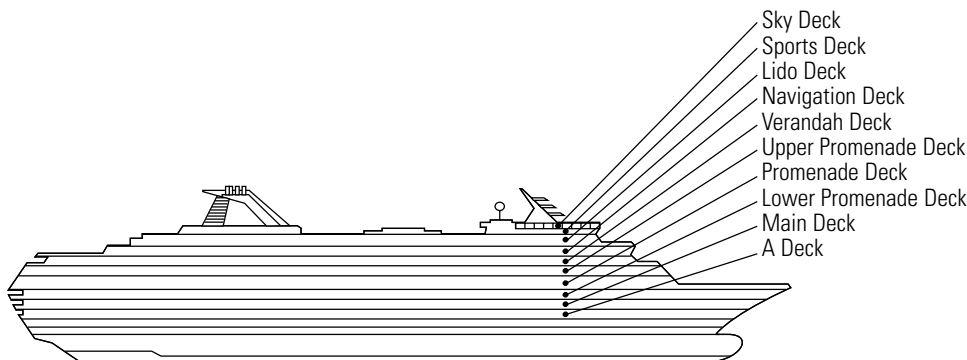
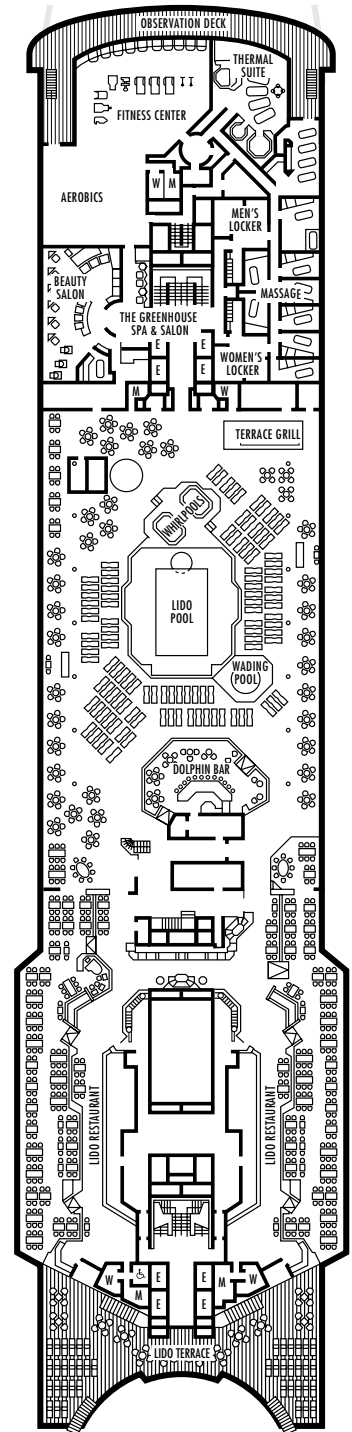
**Important Note:** Not all staterooms within each category have the same furniture configuration and/or facilities. Appropriate symbols within the rooms on the deck plans describe differences from the stateroom descriptions below.

All information is subject to change.

### STATEROOM SYMBOL LEGEND

- \* Shower only
- Triple (2 lower beds, 1 sofa bed)
- Quad (2 lower beds, 1 sofa bed, 1 upper)
- △ Partial sea view
- × Fully obstructed view
- + Connecting rooms
- ◇ These staterooms have portholes instead of windows
- ★ Staterooms H501, H502, L500, D563, FF829, FF831, BA200, BA202, S030 are modified accessible, shower only with small step, step into bathroom, standard interior and exterior door size.
- ♿ Staterooms C389, C390, G704, G706, G709 & G711 are wheelchair accessible, roll-in shower only, wheelchair-accessible doorways.

## LIDO DECK



# ms Ryndam

## DECK PLANS & STATEROOMS

The deck plans are color-coded by category of stateroom, and the category letter precedes the stateroom number in each room. All staterooms are equipped with DVD player, flat-panel television, telephone and multi-channel music.

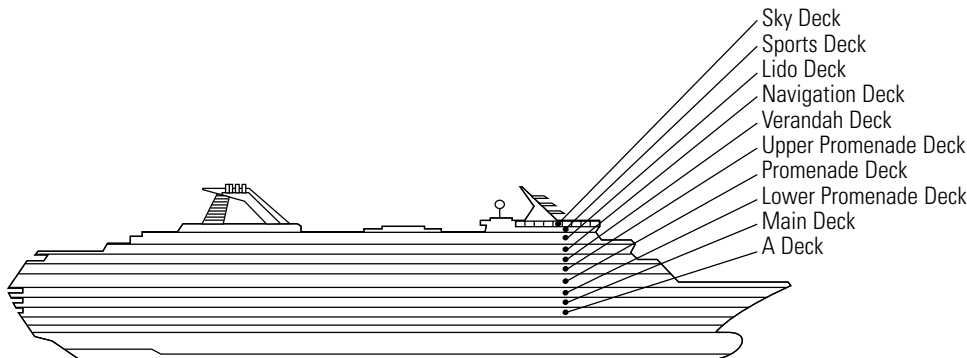
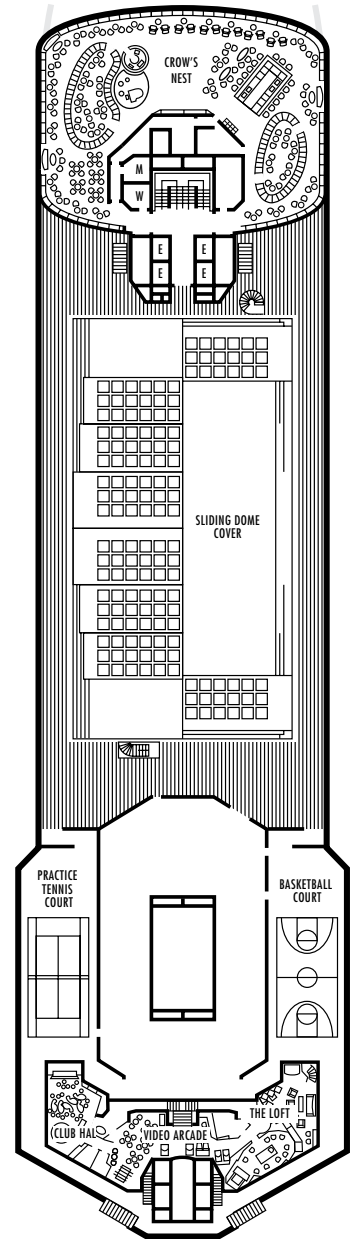
**Important Note:** Not all staterooms within each category have the same furniture configuration and/or facilities. Appropriate symbols within the rooms on the deck plans describe differences from the stateroom descriptions below.

All information is subject to change.

### STATEROOM SYMBOL LEGEND

- \* Shower only
- Triple (2 lower beds, 1 sofa bed)
- Quad (2 lower beds, 1 sofa bed, 1 upper)
- △ Partial sea view
- × Fully obstructed view
- + Connecting rooms
- ◇ These staterooms have portholes instead of windows
- ★ Staterooms H501, H502, L500, D563, FF829, FF831, BA200, BA202, S030 are modified accessible, shower only with small step, step into bathroom, standard interior and exterior door size.
- ♿ Staterooms C389, C390, G704, G706, G709 & G711 are wheelchair accessible, roll-in shower only, wheelchair-accessible doorways.

## SPORTS DECK



# ms Ryndam

## DECK PLANS & STATEROOMS

The deck plans are color-coded by category of stateroom, and the category letter precedes the stateroom number in each room. All staterooms are equipped with DVD player, flat-panel television, telephone and multi-channel music.

**Important Note:** Not all staterooms within each category have the same furniture configuration and/or facilities. Appropriate symbols within the rooms on the deck plans describe differences from the stateroom descriptions below.

All information is subject to change.

### STATEROOM SYMBOL LEGEND

- \* Shower only
- Triple (2 lower beds, 1 sofa bed)
- Quad (2 lower beds, 1 sofa bed, 1 upper)
- △ Partial sea view
- × Fully obstructed view
- + Connecting rooms
- ◇ These staterooms have portholes instead of windows
- ★ Staterooms H501, H502, L500, D563, FF829, FF831, BA200, BA202, S030 are modified accessible, shower only with small step, step into bathroom, standard interior and exterior door size.
- ♿ Staterooms C389, C390, G704, G706, G709 & G711 are wheelchair accessible, roll-in shower only, wheelchair-accessible doorways.

### SKY DECK

