

A DECK
Staterooms 700-848
106 ft. from bow to
Staterooms 700, 701 & 703.

MAIN DECK
Staterooms 500-698
102 ft. from bow to
Stateroom 500.

LOWER PROMENADE DECK
Staterooms 300-423
106 ft. from bow to
Staterooms 300 & 301.

PROMENADE DECK

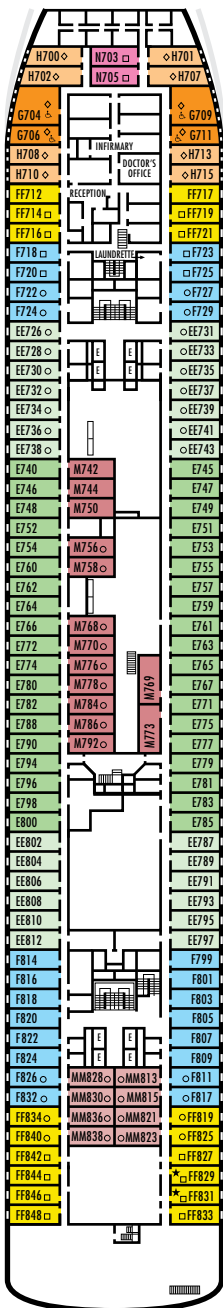
UPPER PROMENADE DECK

VERANDAH DECK
Staterooms 100-220
156 ft. from bow to
Staterooms 100 & 102.

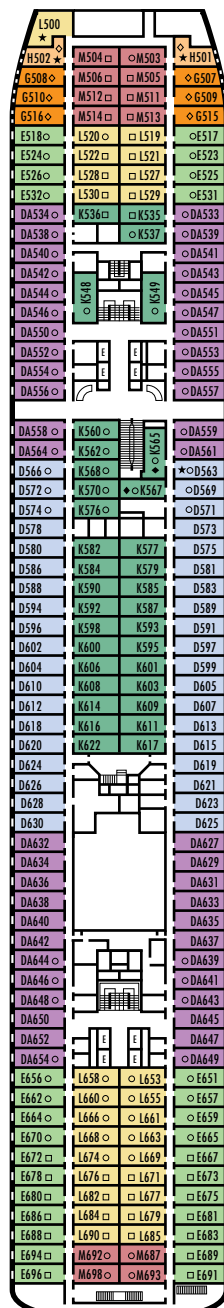
NAVIGATION DECK
Staterooms 001-065
205 ft. from bow to
Staterooms 001 & 002.

LIDO DECK

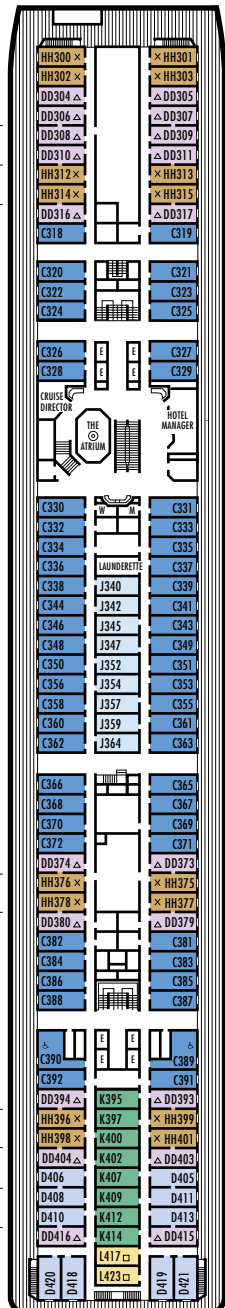
SPORTS DECK



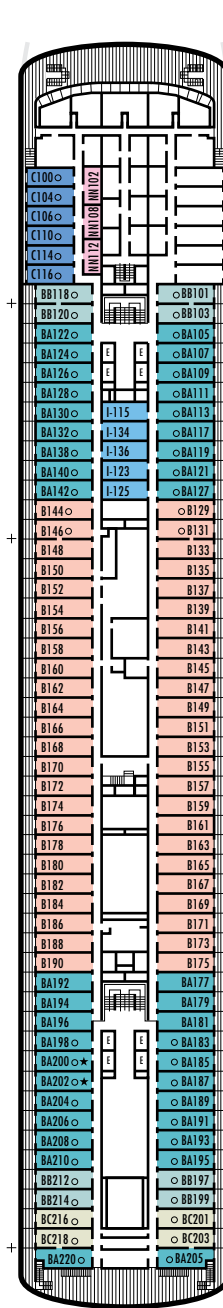
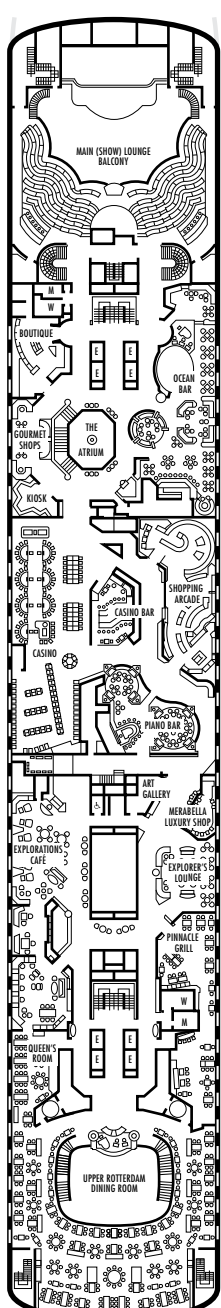
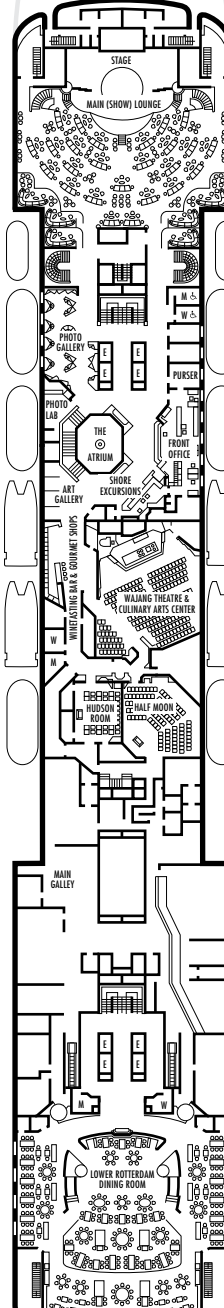
43 ft. to stern from
Staterooms 833 & 848.



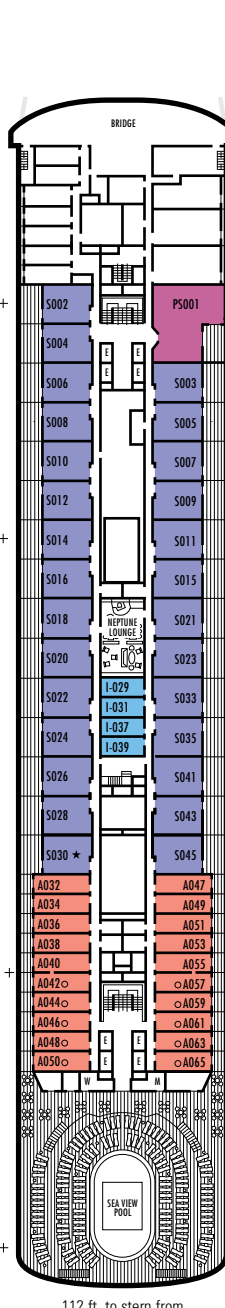
22 ft. to stern from
Staterooms 691, 693, 696 & 698.



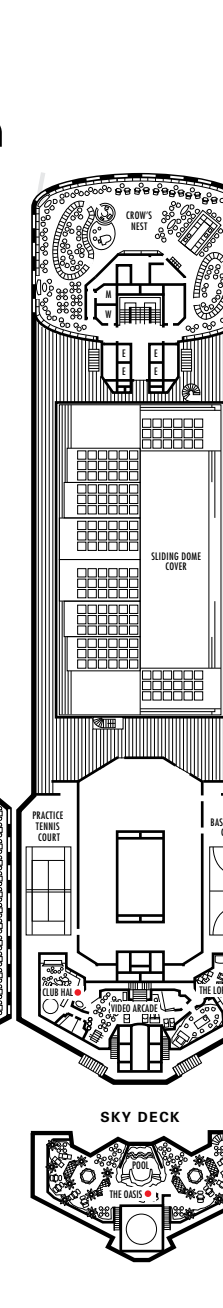
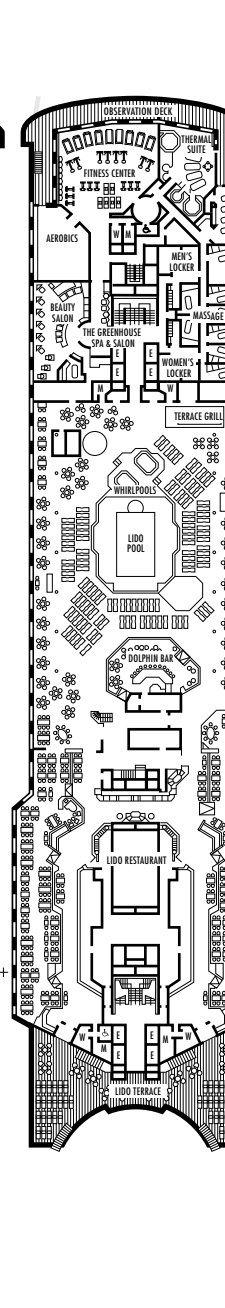
13 ft. to stern from
Staterooms 418, 419, 420 & 421.



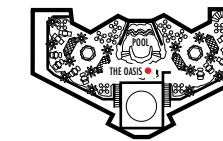
30 ft. to stern from
Staterooms 205 & 220.



112 ft. to stern from
Staterooms 050 & 065.



SKY DECK



ms Statendam* ms Ryndam* ms Maasdam

DECK PLANS & STATEROOMS

The deck plans are color-coded by category of stateroom, and the category letter precedes the stateroom number in each room. All staterooms are equipped with DVD player, flat-panel television, telephone and multi-channel music.

Important Note: Not all staterooms within each category have the same furniture configuration and/or facilities. Appropriate symbols within the rooms on the deck plans describe differences from the stateroom descriptions below.

VERANDAH SUITES

PS
Penthouse Verandah Suite: Bedroom with 1 king-size bed, oversize whirlpool bath & shower, living room, dining room, dressing room, private verandah, pantry, 1 sofa bed for 2 persons, mini-bar, refrigerator, guest toilet, floor-to-ceiling windows.

S
Deluxe Verandah Suites: 2 lower beds convertible to 1 king-size bed, whirlpool bath & shower, large sitting area, dressing room, private verandah, 1 sofa bed for 2 persons, mini-bar, refrigerator, floor-to-ceiling windows.

A B BA BB BC
Verandah Suites: 2 lower beds convertible to 1 queen-size bed, whirlpool bath & shower, sitting area, private verandah, mini-bar, refrigerator, floor-to-ceiling windows.

OCEAN-VIEW STATEROOMS

C D DA DD E
Large: 2 lower beds convertible to 1 queen-size bed, bathtub & shower. All DD-category staterooms have partial sea views.

HH
Large: 2 lower beds convertible to 1 queen-size bed, bathtub & shower. All HH-category staterooms have fully obstructed views.

INSIDE STATEROOMS

I J K L M
Large: 2 lower beds convertible to 1 queen-size bed, shower.

N NN
Standard: 2 lower beds convertible to 1 queen-size bed, shower.

* This deck plan is effective for the *ms Statendam* until April 23, 2010 and the *ms Ryndam* until February 21, 2010.

• The *ms Maasdam* has Club HAL area in lieu of The Oasis & The Loft.

STATEROOM SYMBOL LEGEND

- * Shower only
- Triple (2 lower beds, 1 sofa bed)
- Quad (2 lower beds, 1 sofa bed, 1 upper)
- △ Partial sea view
- × Fully obstructed view
- + Connecting rooms (*ms Ryndam* & *ms Maasdam* only)
- ◇ These staterooms have portholes instead of windows

- ★ Staterooms H501, H502, L500, D563, FF829, FF831, BA200, BA202, S030 are modified accessible, shower only with small step, step into bathroom, standard interior and exterior door size.
- ♿ Staterooms C389, C390, G704, G706, G709 & G711 are wheelchair accessible, roll-in shower only, wheelchair-accessible doorways.
- ◆ The *ms Ryndam* has a different configuration in this area and includes cabins K565A & K567A, which are not shown here.

SHIP SPECIFICATIONS & FACILITIES

- 1,258 Guests
- 55,451 Gross Tons
- 720 Feet Long
- Automatic Stabilizers
- 10 Guest Decks
- 8 Guest Elevators
- 3 Restaurants
- 2 Outdoor Swimming Pools (one with sliding glass roof)
- Spa & Salon
- Fitness Center
- Movie Theatre
- Duty-free Shops
- Internet Center
- Library
- Casino
- Suite Lounge
- Practice Tennis Court
- Basketball Court

