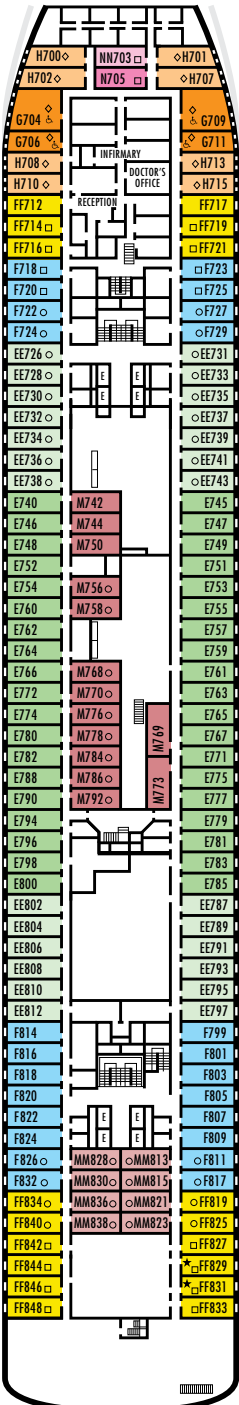
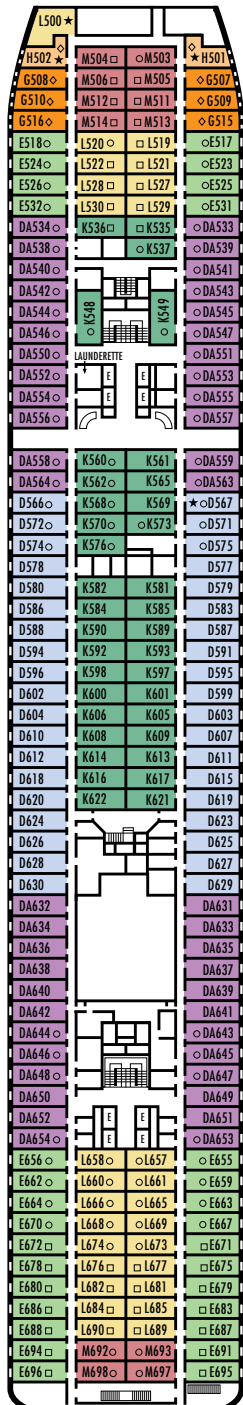


A DECK
Staterooms 700–848
106 ft. from bow to
Staterooms 700, 701 & 703.



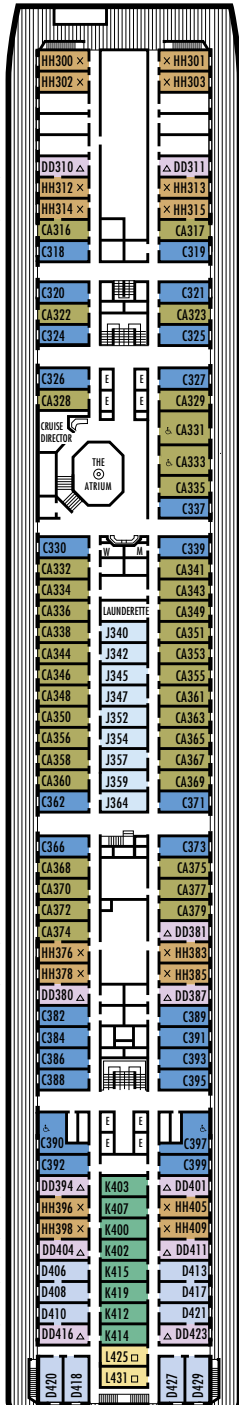
43 ft. to stern from
Staterooms 833 & 848.

MAIN DECK
Staterooms 500–698
102 ft. from bow to
Stateroom 500.



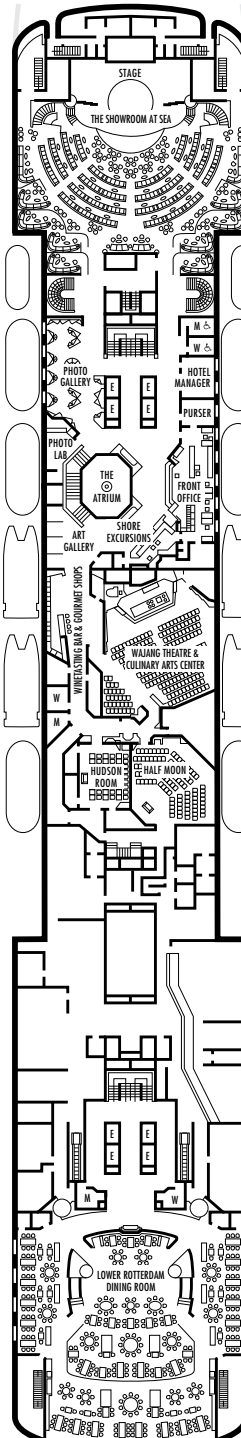
22 ft. to stern from
Staterooms 695, 696, 697 & 698.

LOWER PROMENADE DECK
Staterooms 300–431
106 ft. from bow to
Staterooms 300 & 301.

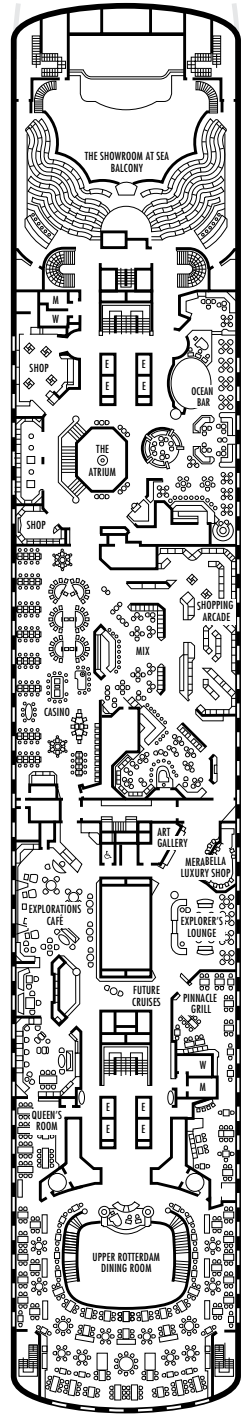


13 ft. to stern from
Staterooms 418, 420, 427 & 429.

PROMENADE DECK



UPPER PROMENADE DECK



STATEROOM SYMBOL LEGEND

- Triple (2 lower beds, 1 sofa bed)
- Quad (2 lower beds, 1 sofa bed, 1 upper)
- △ Partial sea view
- × Fully obstructed view
- + Connecting rooms
- ◇ These staterooms have portholes instead of windows

- ★ Staterooms S030, BA200, BA202, L500, H501, H502, D567, FF829, FF831 are modified accessible, shower only with small step, step into bathroom, standard interior and exterior door size
- ♿ Staterooms CA331, CA333, C390, C397, G704, G706, G709 & G711 are wheelchair accessible, roll-in shower only, wheelchair-accessible doorways

SHIP SPECIFICATIONS & FACILITIES

- 1,350 Guests
- 57,092 Gross Tons
- 719 Feet Long
- Automatic Stabilizers
- 10 Guest Decks
- 8 Guest Elevators
- 3 Restaurants
- 2 Outdoor Swimming Pools (one with sliding glass roof)
- Spa & Salon
- Fitness Center
- Movie Theatre
- Duty-free Shops
- Internet Center
- Library
- Casino
- Suite Lounge
- Practice Tennis Court
- Basketball Court

VERANDAH DECK
Staterooms 100–232
156 ft. from bow to
Staterooms 100, 101 & 102.

NAVIGATION DECK
Staterooms 001–095
205 ft. from bow to
Staterooms 001 & 002.

LIDO DECK

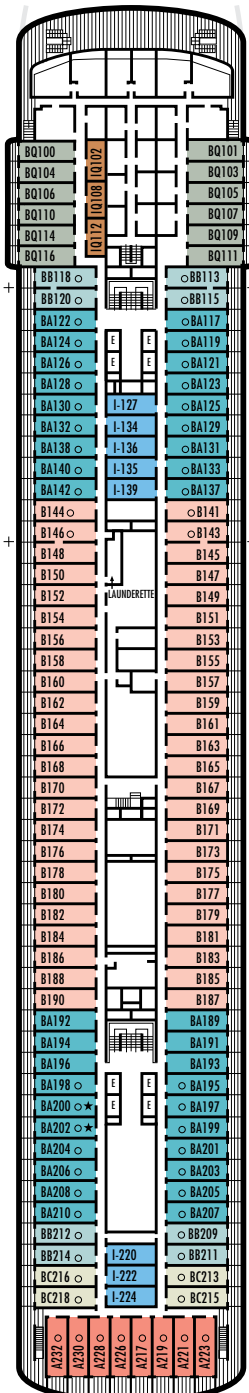
SPORTS DECK

ms Veendam

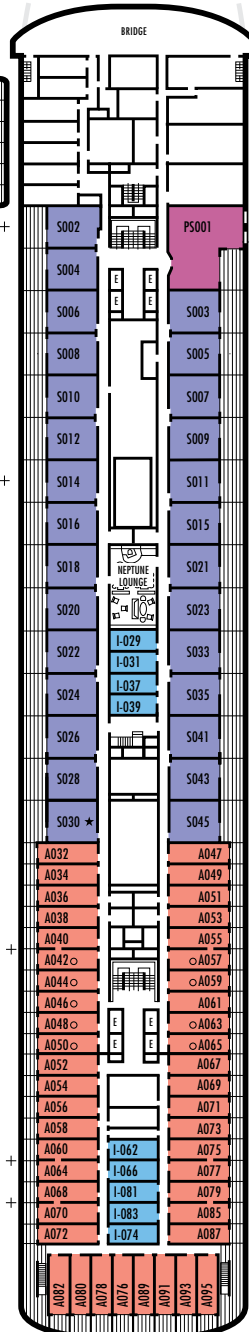
DECK PLANS & STATEROOMS

The deck plans are color-coded by category of stateroom, and the category letter precedes the stateroom number in each room. All staterooms are equipped with DVD player, flat-panel television, telephone and multi-channel music.

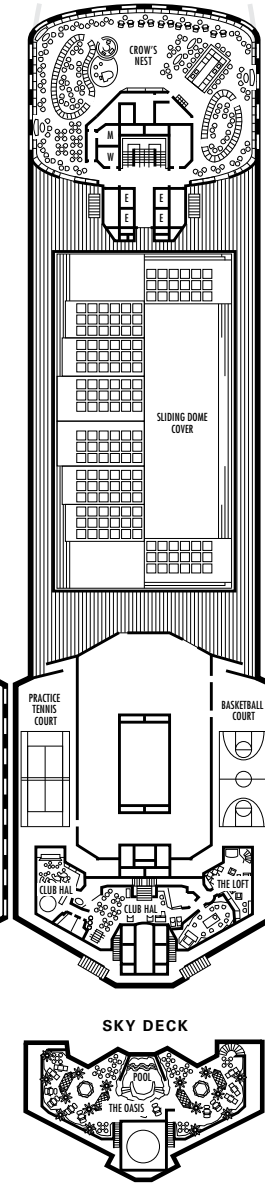
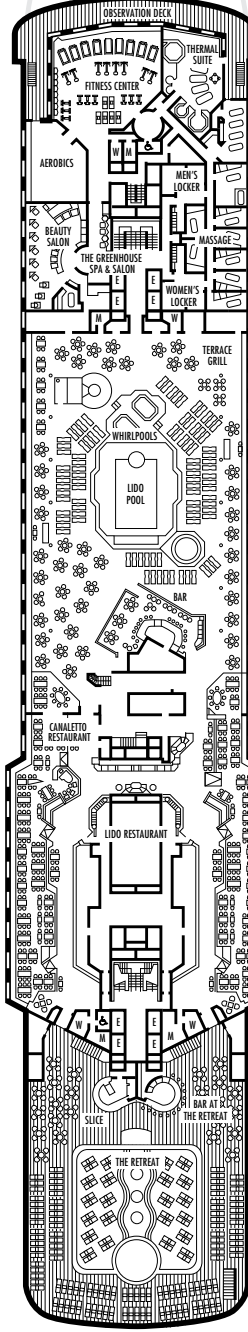
Important Note: Not all staterooms within each category have the same furniture configuration and/or facilities. Appropriate symbols within the rooms on the deck plans describe differences from the stateroom descriptions below.



8 ft. to stern from
Staterooms 217, 219, 221, 223,
226, 228, 23 & 232.



8 ft. to stern from
Staterooms 076, 078, 080, 082,
089, 091, 093 & 095.



VERANDAH SUITES

PS

Penthouse Verandah Suite: Bedroom with 1 king-size bed, oversize whirlpool bath & shower, living room, dining room, dressing room, private verandah, pantry, 1 sofa bed for 2 persons, mini-bar, refrigerator, guest toilet, floor-to-ceiling windows.

S

Deluxe Verandah Suites: 2 lower beds convertible to 1 king-size bed, whirlpool bath & shower, large sitting area, dressing room, private verandah, 1 sofa bed for 2 persons, mini-bar, refrigerator, floor-to-ceiling windows.

A **B** **BA** **BB** **BC**
Verandah Suites: 2 lower beds convertible to 1 queen-size bed, whirlpool bath & shower, sitting area, private verandah, mini-bar, refrigerator, floor-to-ceiling windows.

VERANDAH STATEROOMS

BO*

Verandah Staterooms: 2 lower beds convertible to 1 queen-size bed, bath & shower, sitting area, private verandah, mini-bar, refrigerator, floor-to-ceiling windows.

OCEAN-VIEW STATEROOMS

CA

Lanai: 2 lower beds convertible to 1 queen-size bed, bathtub & shower. Sliding glass doors lead onto the walk-around Lower Promenade Deck.

C **D** **DA** **DD** **E**
EE **F** **FF** **G** **H**
Large: 2 lower beds convertible to 1 queen-size bed, bathtub & shower. All DD-category staterooms have partial sea views.

HH

Large: 2 lower beds convertible to 1 queen-size bed, bathtub & shower. All HH-category staterooms have fully obstructed views.

INTERIOR STATEROOMS

IQ* **I** **J** **K** **L**
M **MM**
Large: 2 lower beds convertible to 1 queen-size bed, shower.
N **NN**
Standard: 2 lower beds convertible to 1 queen-size bed, shower.

▼ Spa Staterooms. Opt for the serenity of a new Spa Stateroom, featuring modern spa amenities.

