

ms Veendam

DECK PLANS & STATEROOMS

The deck plans are color-coded by category of stateroom, and the category letter precedes the stateroom number in each room. All staterooms are equipped with DVD player, flat-panel television, telephone and multi-channel music.

Important Note: Not all staterooms within each category have the same furniture configuration and/or facilities. Appropriate symbols within the rooms on the deck plans describe differences from the stateroom descriptions below.

All information is subject to change.

STATEROOM SYMBOL LEGEND

- * Shower only
- Triple (2 lower beds, 1 sofa bed)
- Quad (2 lower beds, 1 sofa bed, 1 upper)
- △ Partial sea view
- X Fully obstructed view
- + Connecting rooms
- ◇ These staterooms have portholes instead of windows
- ★ Staterooms H501, H502, L500, D563, FF829, FF831, BA200, BA202, S030 are modified accessible, shower only with small step, step into bathroom, standard interior and exterior door size.
- ♿ Staterooms C389, C390, G704, G706, G709 & G711 are wheelchair accessible, roll-in shower only, wheelchair-accessible doorways.

OCEAN-VIEW STATEROOMS

E EE F FF G H

Large: 2 lower beds convertible to 1 queen-size bed, bathtub & shower.

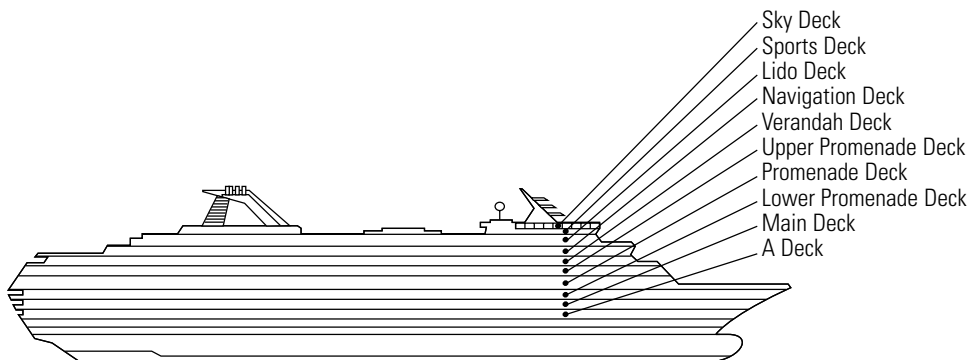
INSIDE STATEROOMS

M MM

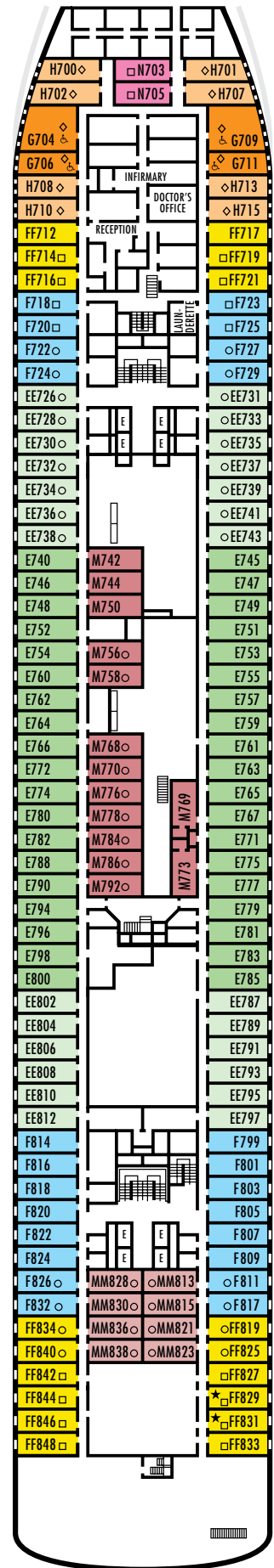
Large: 2 lower beds convertible to 1 queen-size bed, shower.

N

Standard: 2 lower beds convertible to 1 queen-size bed, shower.



A DECK Staterooms 700-848



ms Veendam

DECK PLANS & STATEROOMS

The deck plans are color-coded by category of stateroom, and the category letter precedes the stateroom number in each room. All staterooms are equipped with DVD player, flat-panel television, telephone and multi-channel music.

Important Note: Not all staterooms within each category have the same furniture configuration and/or facilities. Appropriate symbols within the rooms on the deck plans describe differences from the stateroom descriptions below.

All information is subject to change.

STATEROOM SYMBOL LEGEND

- * Shower only
- Triple (2 lower beds, 1 sofa bed)
- Quad (2 lower beds, 1 sofa bed, 1 upper)
- △ Partial sea view
- × Fully obstructed view
- + Connecting rooms
- ◇ These staterooms have portholes instead of windows
- ★ Staterooms H501, H502, L500, D563, FF829, FF831, BA200, BA202, S030 are modified accessible, shower only with small step, step into bathroom, standard interior and exterior door size.
- ♿ Staterooms C389, C390, G704, G706, G709 & G711 are wheelchair accessible, roll-in shower only, wheelchair-accessible doorways.

OCEAN-VIEW STATEROOMS

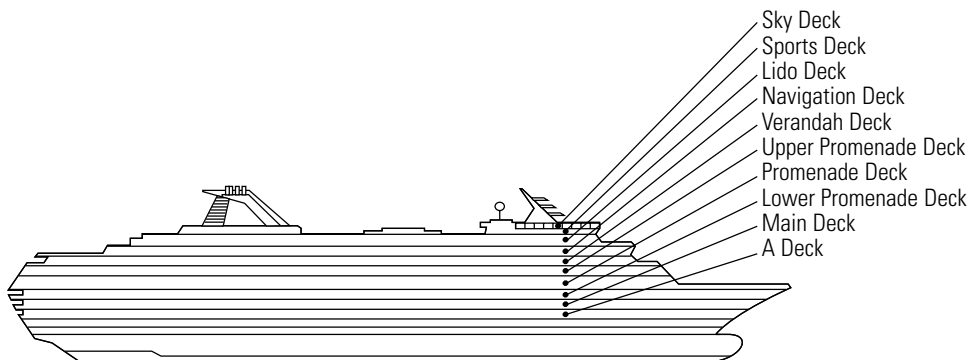
D **DA** **E** **G** **H**

Large: 2 lower beds convertible to 1 queen-size bed, bathtub & shower.

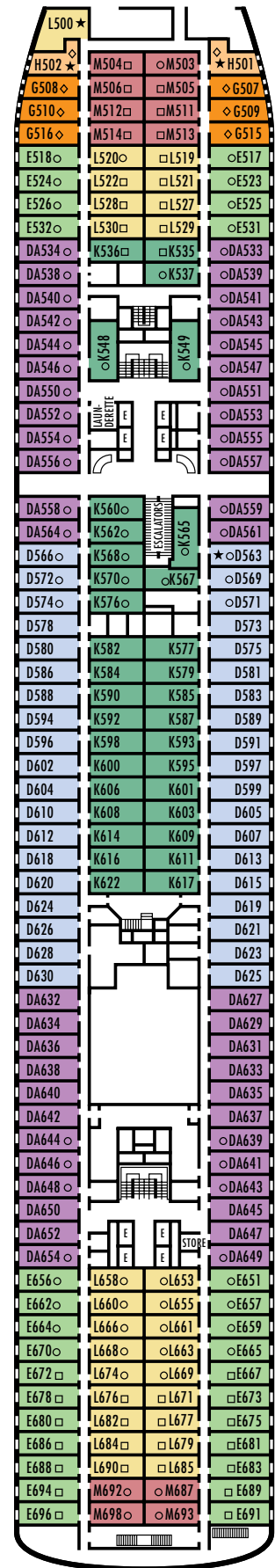
INSIDE STATEROOMS

K **L** **M**

Large: 2 lower beds convertible to 1 queen-size bed, shower.



MAIN DECK Staterooms 500-698



ms Veendam

DECK PLANS & STATEROOMS

The deck plans are color-coded by category of stateroom, and the category letter precedes the stateroom number in each room. All staterooms are equipped with DVD player, flat-panel television, telephone and multi-channel music.

Important Note: Not all staterooms within each category have the same furniture configuration and/or facilities. Appropriate symbols within the rooms on the deck plans describe differences from the stateroom descriptions below.

All information is subject to change.

STATEROOM SYMBOL LEGEND

- * Shower only
- Triple (2 lower beds, 1 sofa bed)
- Quad (2 lower beds, 1 sofa bed, 1 upper)
- △ Partial sea view
- × Fully obstructed view
- + Connecting rooms
- ◇ These staterooms have portholes instead of windows
- ★ Staterooms H501, H502, L500, D563, FF829, FF831, BA200, BA202, S030 are modified accessible, shower only with small step, step into bathroom, standard interior and exterior door size.
- ♿ Staterooms C389, C390, G704, G706, G709 & G711 are wheelchair accessible, roll-in shower only, wheelchair-accessible doorways.

OCEAN-VIEW STATEROOMS

C **D** **DD**

Large: 2 lower beds convertible to 1 queen-size bed, bathtub & shower. All DD-category staterooms have partial sea views.

HH

Large: 2 lower beds convertible to 1 queen-size bed, bathtub & shower. All HH-category staterooms have fully obstructed views.

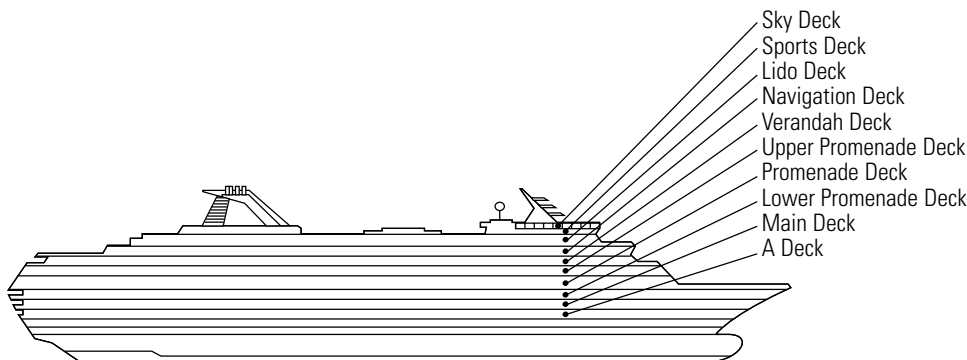
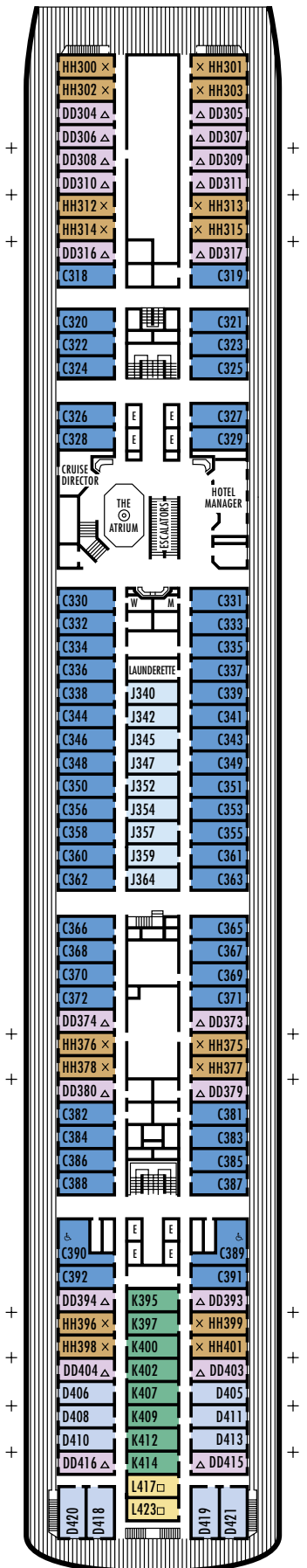
INSIDE STATEROOMS

J **K** **L**

Large: 2 lower beds convertible to 1 queen-size bed, shower.

LOWER PROMENADE DECK

Staterooms 300-423



ms Veendam

DECK PLANS & STATEROOMS

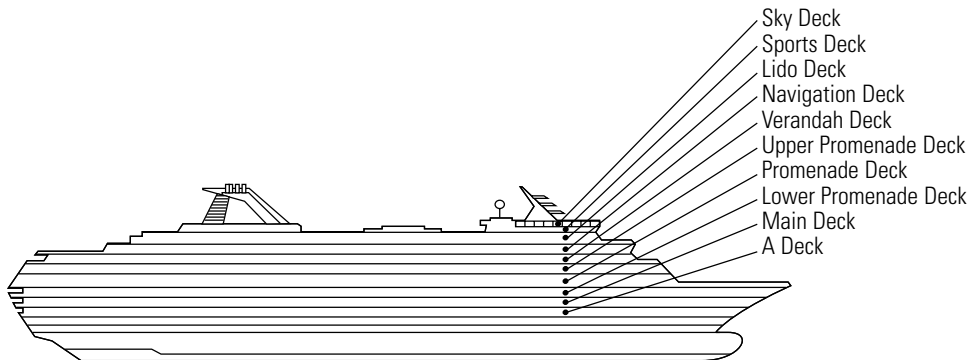
The deck plans are color-coded by category of stateroom, and the category letter precedes the stateroom number in each room. All staterooms are equipped with DVD player, flat-panel television, telephone and multi-channel music.

Important Note: Not all staterooms within each category have the same furniture configuration and/or facilities. Appropriate symbols within the rooms on the deck plans describe differences from the stateroom descriptions below.

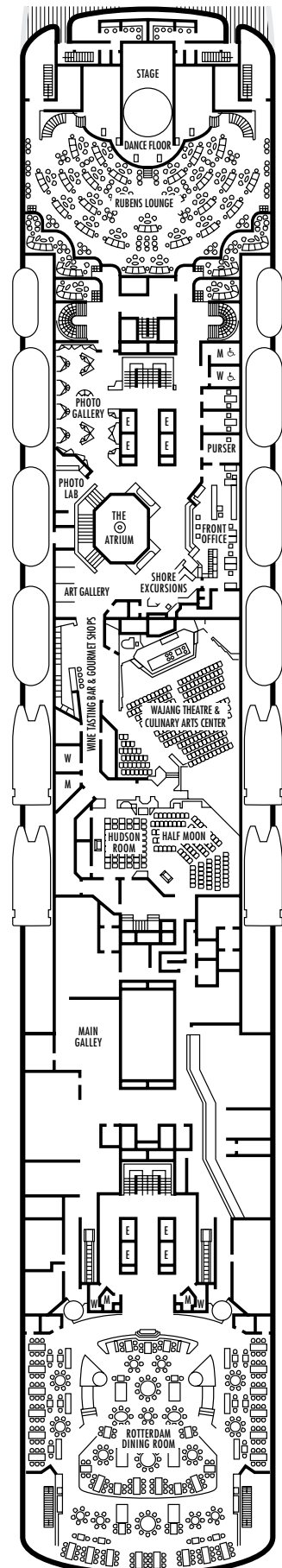
All information is subject to change.

STATEROOM SYMBOL LEGEND

- * Shower only
- Triple (2 lower beds, 1 sofa bed)
- Quad (2 lower beds, 1 sofa bed, 1 upper)
- △ Partial sea view
- × Fully obstructed view
- + Connecting rooms
- ◇ These staterooms have portholes instead of windows
- ★ Staterooms H501, H502, L500, D563, FF829, FF831, BA200, BA202, S030 are modified accessible, shower only with small step, step into bathroom, standard interior and exterior door size.
- ♿ Staterooms C389, C390, G704, G706, G709 & G711 are wheelchair accessible, roll-in shower only, wheelchair-accessible doorways.



PROMENADE DECK



ms Veendam

DECK PLANS & STATEROOMS

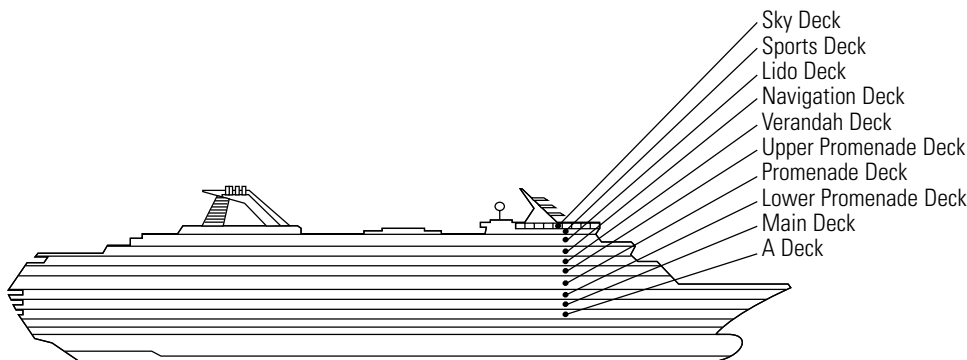
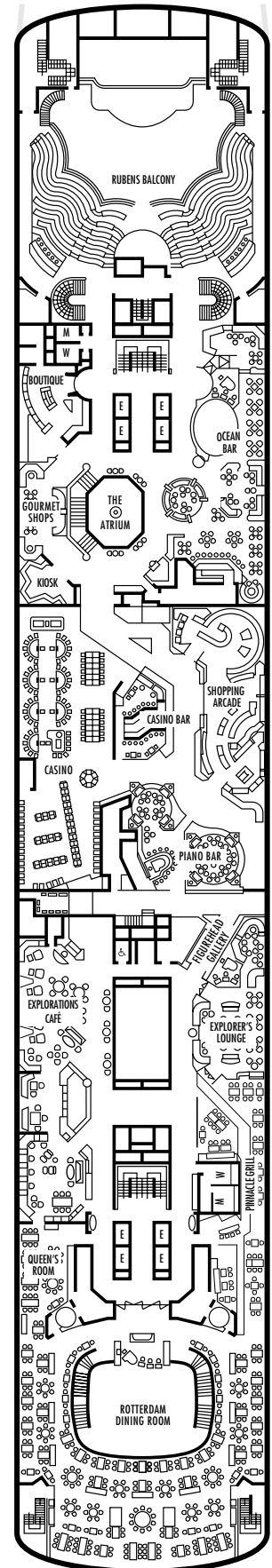
The deck plans are color-coded by category of stateroom, and the category letter precedes the stateroom number in each room. All staterooms are equipped with DVD player, flat-panel television, telephone and multi-channel music.

Important Note: Not all staterooms within each category have the same furniture configuration and/or facilities. Appropriate symbols within the rooms on the deck plans describe differences from the stateroom descriptions below.

All information is subject to change.

STATEROOM SYMBOL LEGEND

- * Shower only
- Triple (2 lower beds, 1 sofa bed)
- Quad (2 lower beds, 1 sofa bed, 1 upper)
- △ Partial sea view
- × Fully obstructed view
- + Connecting rooms
- ◇ These staterooms have portholes instead of windows
- ★ Staterooms H501, H502, L500, D563, FF829, FF831, BA200, BA202, S030 are modified accessible, shower only with small step, step into bathroom, standard interior and exterior door size.
- ♿ Staterooms C389, C390, G704, G706, G709 & G711 are wheelchair accessible, roll-in shower only, wheelchair-accessible doorways.



ms Veendam

DECK PLANS & STATEROOMS

The deck plans are color-coded by category of stateroom, and the category letter precedes the stateroom number in each room. All staterooms are equipped with DVD player, flat-panel television, telephone and multi-channel music.

Important Note: Not all staterooms within each category have the same furniture configuration and/or facilities. Appropriate symbols within the rooms on the deck plans describe differences from the stateroom descriptions below.

All information is subject to change.

STATEROOM SYMBOL LEGEND

- * Shower only
- Triple (2 lower beds, 1 sofa bed)
- Quad (2 lower beds, 1 sofa bed, 1 upper)
- △ Partial sea view
- X Fully obstructed view
- + Connecting rooms
- ◇ These staterooms have portholes instead of windows
- ★ Staterooms H501, H502, L500, D563, FF829, FF831, BA200, BA202, S030 are modified accessible, shower only with small step, step into bathroom, standard interior and exterior door size.
- ♿ Staterooms C389, C390, G704, G706, G709 & G711 are wheelchair accessible, roll-in shower only, wheelchair-accessible doorways.

VERANDAH SUITES

B **BA** **BB** **BC**

Verandah Suites: 2 lower beds convertible to 1 queen-size bed, whirlpool bath & shower, sitting area, private verandah, mini-bar, refrigerator, floor-to-ceiling windows.

OCEAN-VIEW STATEROOMS

C

Large: 2 lower beds convertible to 1 queen-size bed, bathtub & shower.

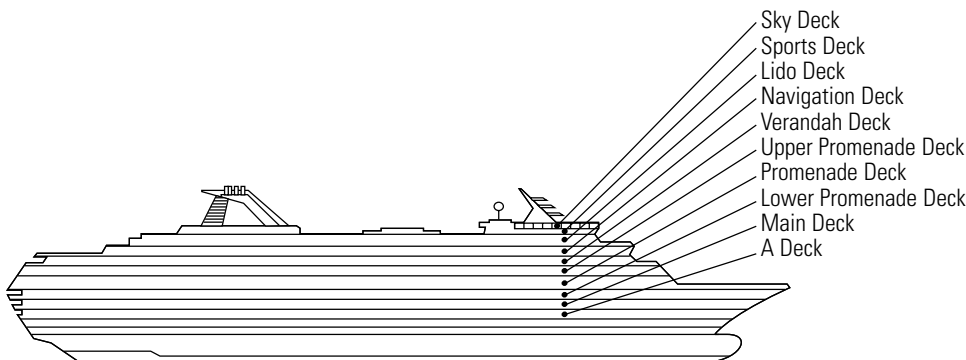
INSIDE STATEROOMS

I

Large: 2 lower beds convertible to 1 queen-size bed, shower.

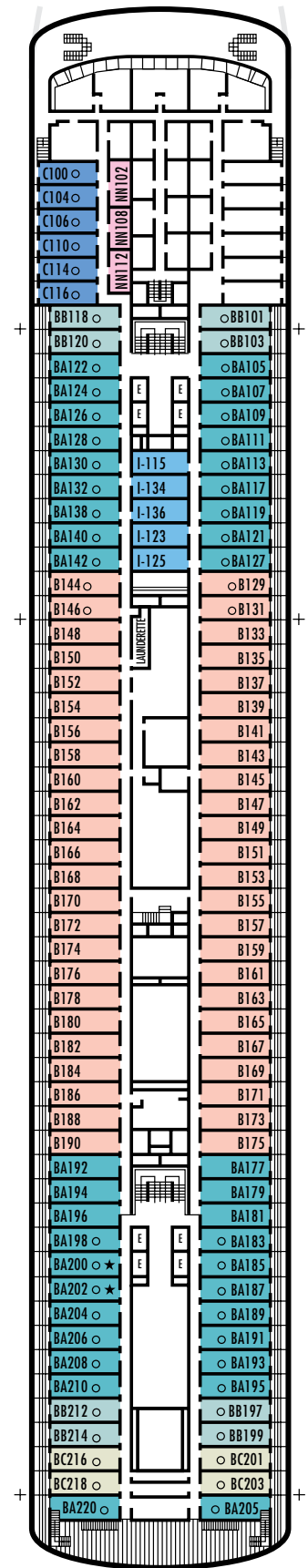
NN

Standard: 2 lower beds convertible to 1 queen-size bed, shower.



VERANDAH DECK

Staterooms 100-220



ms Veendam

DECK PLANS & STATEROOMS

The deck plans are color-coded by category of stateroom, and the category letter precedes the stateroom number in each room. All staterooms are equipped with DVD player, flat-panel television, telephone and multi-channel music.

Important Note: Not all staterooms within each category have the same furniture configuration and/or facilities. Appropriate symbols within the rooms on the deck plans describe differences from the stateroom descriptions below.

All information is subject to change.

STATEROOM SYMBOL LEGEND

- * Shower only
- Triple (2 lower beds, 1 sofa bed)
- Quad (2 lower beds, 1 sofa bed, 1 upper)
- △ Partial sea view
- X Fully obstructed view
- + Connecting rooms
- ◇ These staterooms have portholes instead of windows
- ★ Staterooms H501, H502, L500, D563, FF829, FF831, BA200, BA202, S030 are modified accessible, shower only with small step, step into bathroom, standard interior and exterior door size.
- ♿ Staterooms C389, C390, G704, G706, G709 & G711 are wheelchair accessible, roll-in shower only, wheelchair-accessible doorways.

VERANDAH SUITES

PS

Penthouse Verandah Suite: Bedroom with 1 king-size bed, oversize whirlpool bath & shower, living room, dining room, dressing room, private verandah, pantry, 1 sofa bed for 2 persons, mini-bar, refrigerator, guest toilet, floor-to-ceiling windows.

S

Deluxe Verandah Suites: 2 lower beds convertible to 1 king-size bed, whirlpool bath & shower, large sitting area, dressing room, private verandah, 1 sofa bed for 2 persons, mini-bar, refrigerator, floor-to-ceiling windows.

A

Verandah Suites: 2 lower beds convertible to 1 queen-size bed, whirlpool bath & shower, sitting area, private verandah, mini-bar, refrigerator, floor-to-ceiling windows.

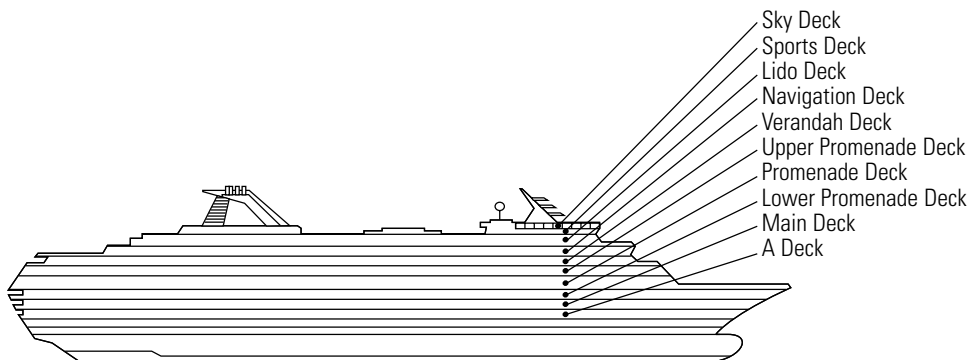
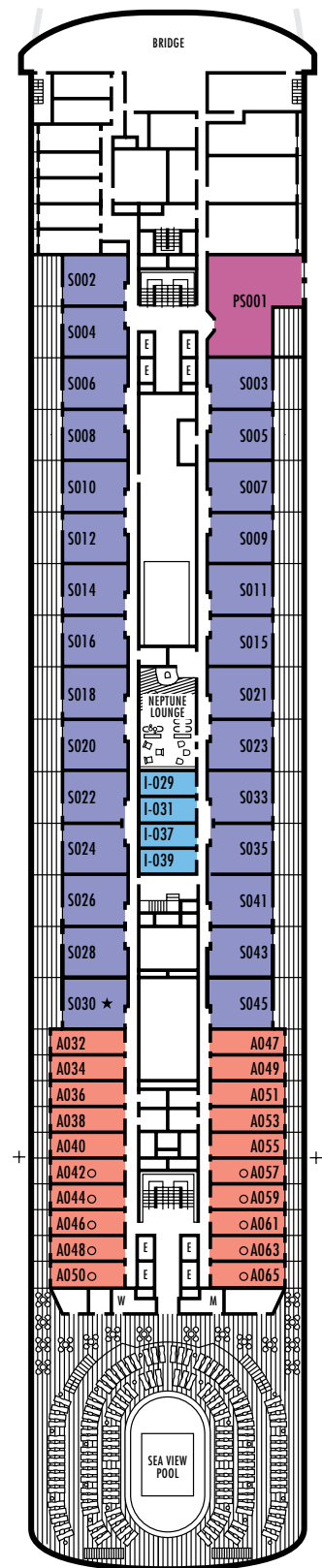
INSIDE STATEROOMS

I

Large: 2 lower beds convertible to 1 queen-size bed, shower.

NAVIGATION DECK

Staterooms 001-065



ms Veendam

DECK PLANS & STATEROOMS

The deck plans are color-coded by category of stateroom, and the category letter precedes the stateroom number in each room. All staterooms are equipped with DVD player, flat-panel television, telephone and multi-channel music.

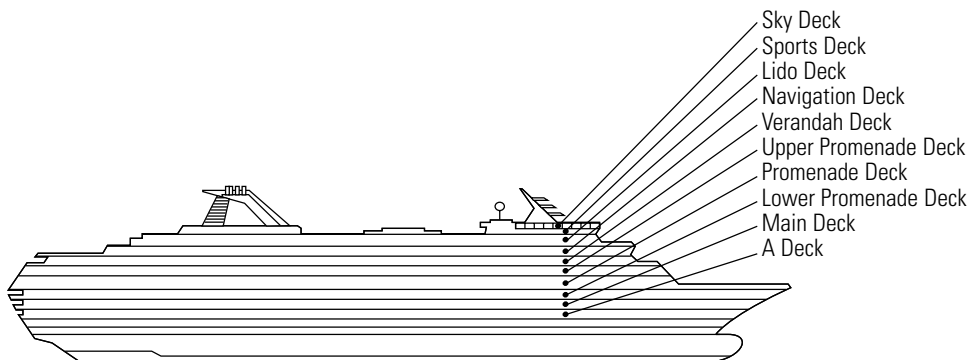
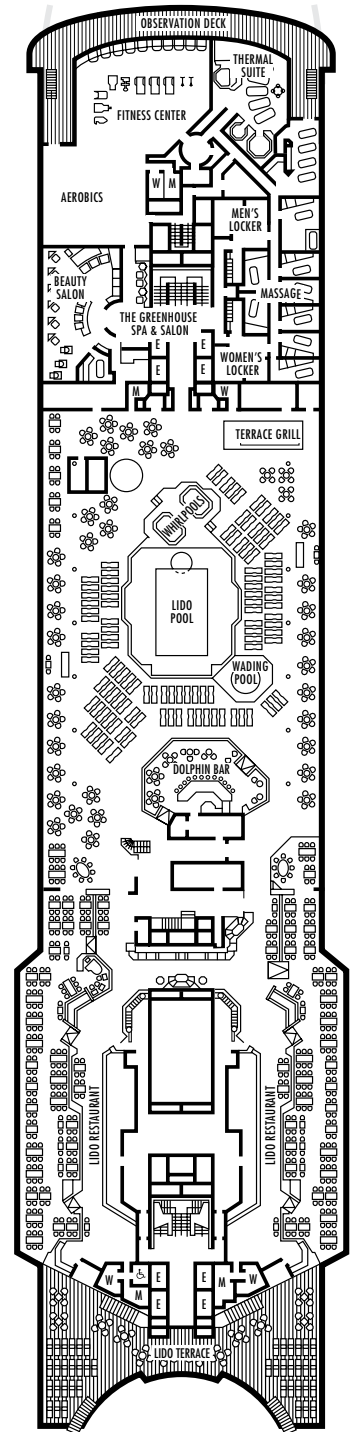
Important Note: Not all staterooms within each category have the same furniture configuration and/or facilities. Appropriate symbols within the rooms on the deck plans describe differences from the stateroom descriptions below.

All information is subject to change.

STATEROOM SYMBOL LEGEND

- * Shower only
- Triple (2 lower beds, 1 sofa bed)
- Quad (2 lower beds, 1 sofa bed, 1 upper)
- △ Partial sea view
- × Fully obstructed view
- + Connecting rooms
- ◇ These staterooms have portholes instead of windows
- ★ Staterooms H501, H502, L500, D563, FF829, FF831, BA200, BA202, S030 are modified accessible, shower only with small step, step into bathroom, standard interior and exterior door size.
- ♿ Staterooms C389, C390, G704, G706, G709 & G711 are wheelchair accessible, roll-in shower only, wheelchair-accessible doorways.

LIDO DECK



ms Veendam

DECK PLANS & STATEROOMS

The deck plans are color-coded by category of stateroom, and the category letter precedes the stateroom number in each room. All staterooms are equipped with DVD player, flat-panel television, telephone and multi-channel music.

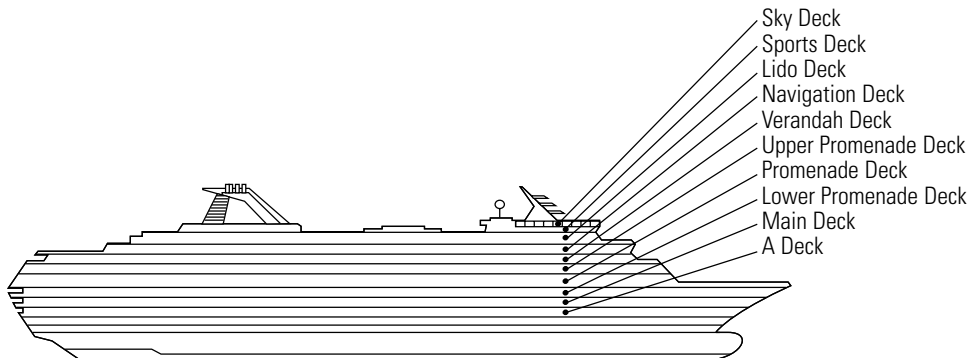
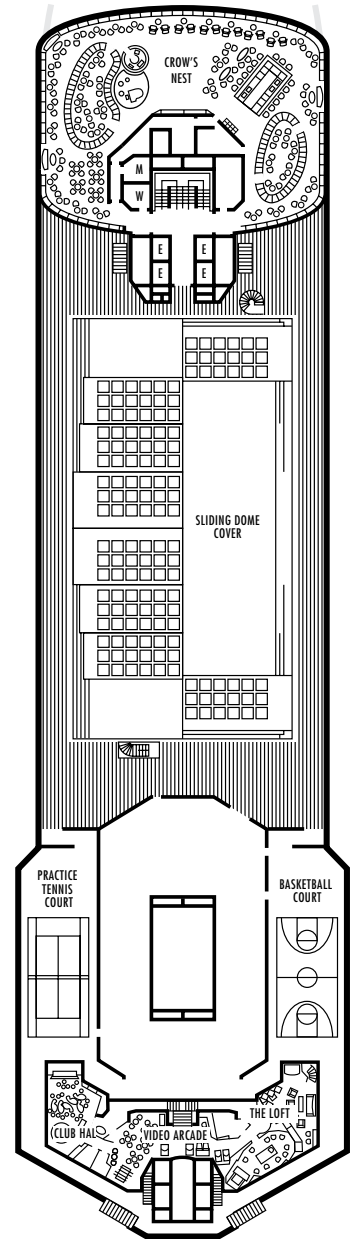
Important Note: Not all staterooms within each category have the same furniture configuration and/or facilities. Appropriate symbols within the rooms on the deck plans describe differences from the stateroom descriptions below.

All information is subject to change.

STATEROOM SYMBOL LEGEND

- * Shower only
- Triple (2 lower beds, 1 sofa bed)
- Quad (2 lower beds, 1 sofa bed, 1 upper)
- △ Partial sea view
- × Fully obstructed view
- + Connecting rooms
- ◇ These staterooms have portholes instead of windows
- ★ Staterooms H501, H502, L500, D563, FF829, FF831, BA200, BA202, S030 are modified accessible, shower only with small step, step into bathroom, standard interior and exterior door size.
- ♿ Staterooms C389, C390, G704, G706, G709 & G711 are wheelchair accessible, roll-in shower only, wheelchair-accessible doorways.

SPORTS DECK



ms Veendam

DECK PLANS & STATEROOMS

The deck plans are color-coded by category of stateroom, and the category letter precedes the stateroom number in each room. All staterooms are equipped with DVD player, flat-panel television, telephone and multi-channel music.

Important Note: Not all staterooms within each category have the same furniture configuration and/or facilities. Appropriate symbols within the rooms on the deck plans describe differences from the stateroom descriptions below.

All information is subject to change.

STATEROOM SYMBOL LEGEND

- * Shower only
- Triple (2 lower beds, 1 sofa bed)
- Quad (2 lower beds, 1 sofa bed, 1 upper)
- △ Partial sea view
- × Fully obstructed view
- + Connecting rooms
- ◇ These staterooms have portholes instead of windows
- ★ Staterooms H501, H502, L500, D563, FF829, FF831, BA200, BA202, S030 are modified accessible, shower only with small step, step into bathroom, standard interior and exterior door size.
- ♿ Staterooms C389, C390, G704, G706, G709 & G711 are wheelchair accessible, roll-in shower only, wheelchair-accessible doorways.

SKY DECK

