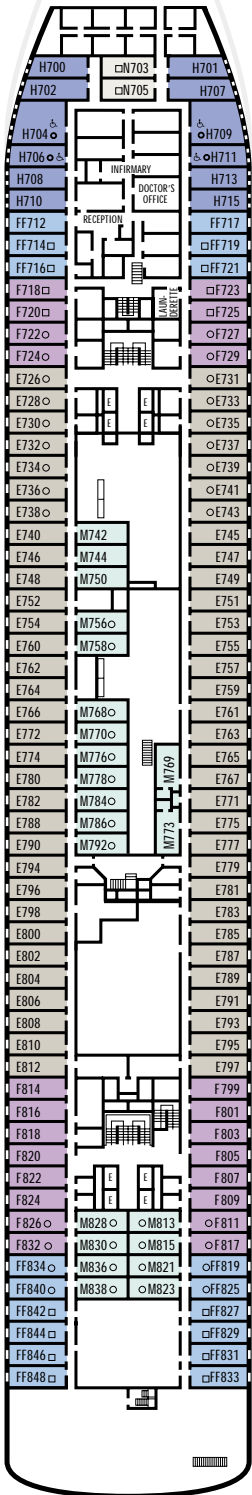
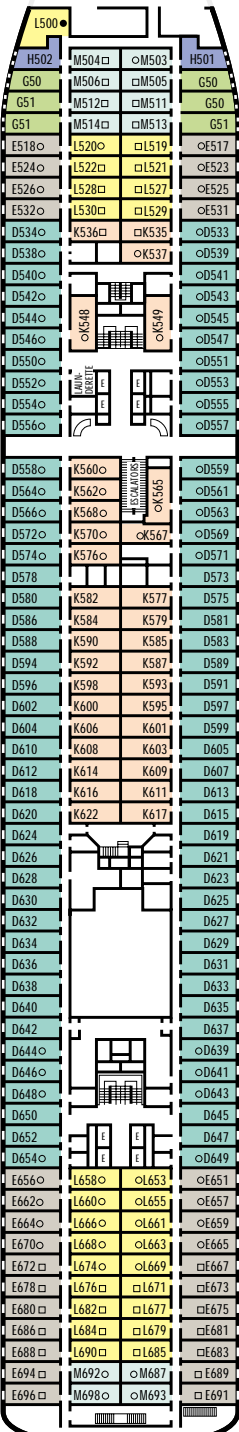


A DECK
Rooms 700-848
106 ft. from bow
to Rooms 700, 701 & 703.



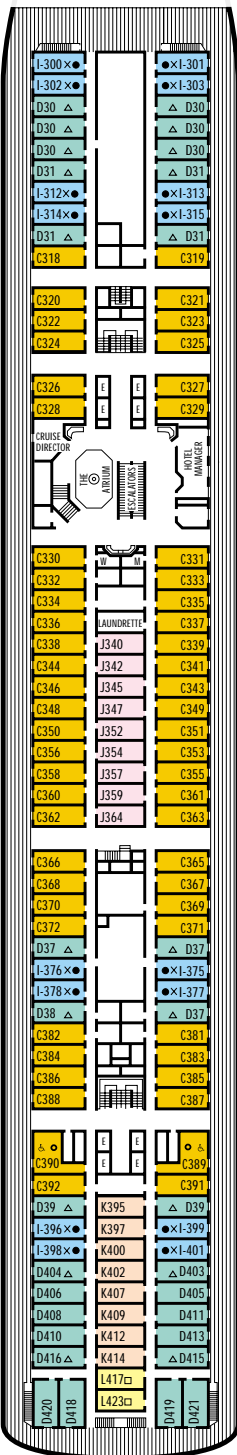
43 ft. to stern
from Rooms 833 & 848.

MAIN DECK
Rooms 500-698
102 ft. from bow
to Room 500.



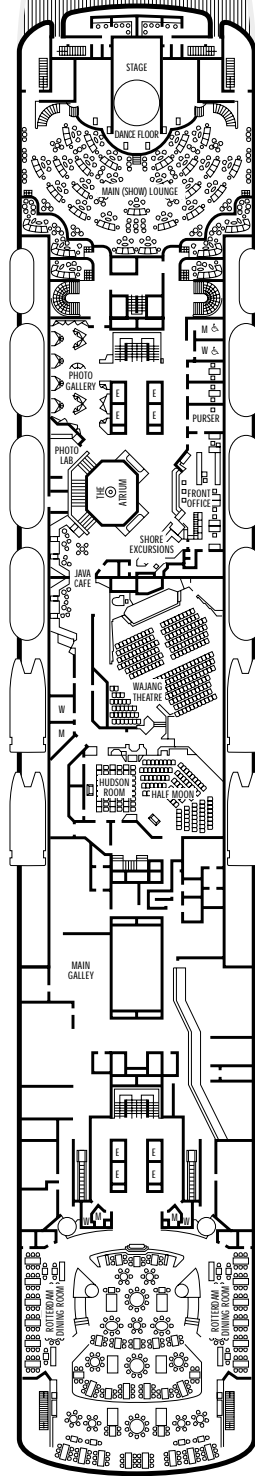
22 ft. to stern
from Rooms 691 & 696.

LOWER PROMENADE DECK
Rooms 300-423
106 ft. from bow
to Rooms 300 & 301.

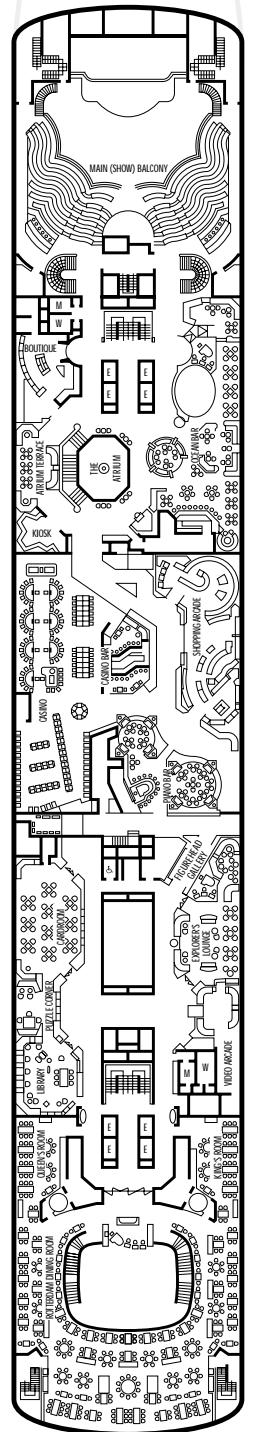


13 ft. to stern
from Rooms 418 - 420.

PROMENADE DECK

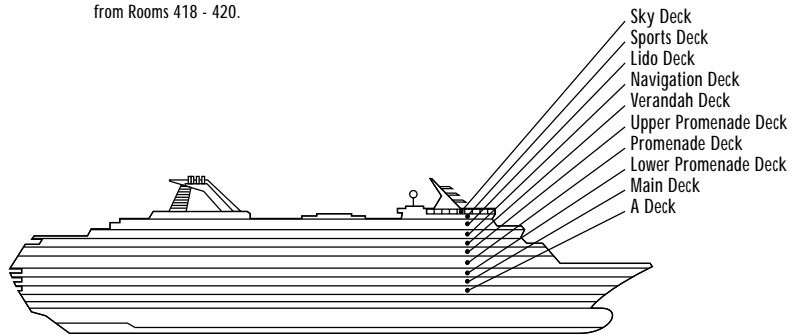


UPPER PROMENADE DECK



SHIP SPECIFICATIONS & FACILITIES

- 1,266 Passengers
- 50,000 gross tons
- 720 feet long
- Automatic Stabilizers
- 10 Passenger Decks
- 8 Passenger Elevators
- 15 Public Rooms
- 2 Outdoor Swimming Pools
(one with sliding glass roof)
- Health Spa
- Movie Theater
- Duty-free Shops
- Library
- Casino



ms Maasdam

DECK PLANS & STATEROOMS

The deck plans are color-coded by category of stateroom, and the category letter precedes the stateroom number in each room. All staterooms are equipped with television, telephone and multi-channel music.

Important Note: Not all staterooms within each category have the same furniture configuration and/or facilities. Appropriate symbols within the rooms on the deck plans describe differences from the stateroom descriptions below.

OUTSIDE STATEROOMS

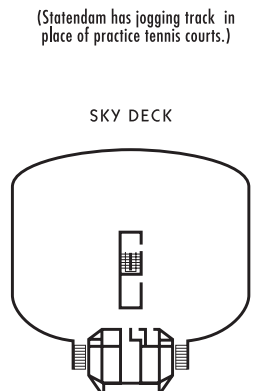
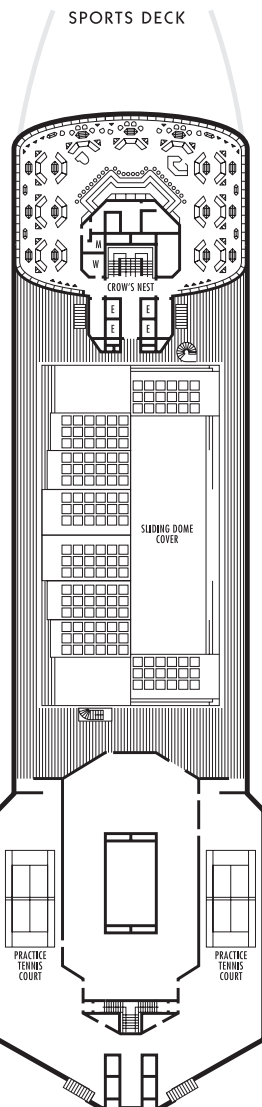
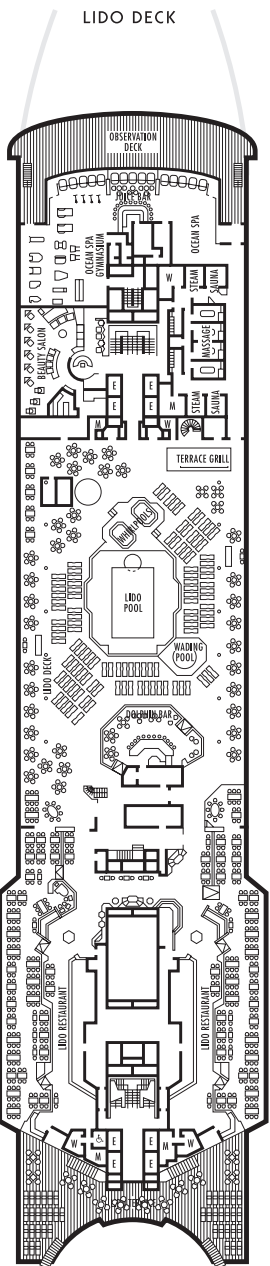
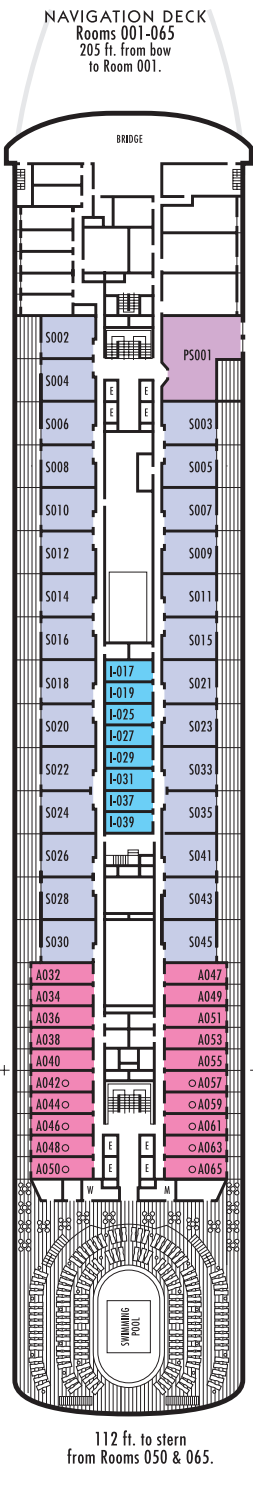
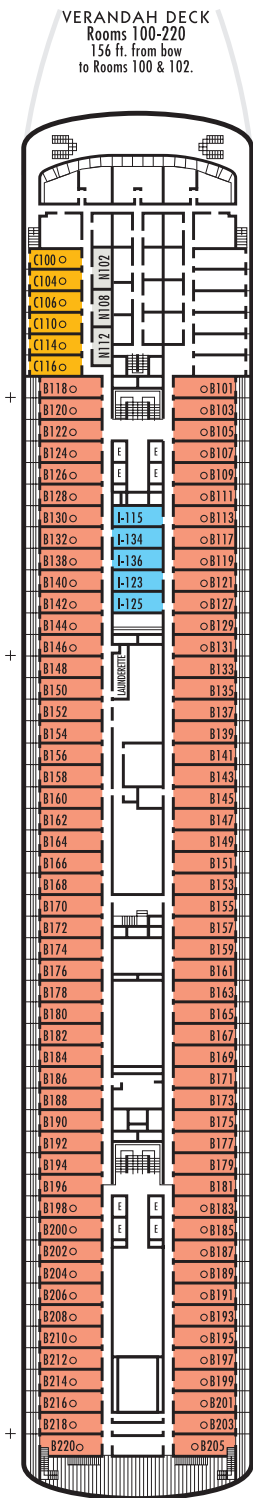
- PS Penthouse Suite:** Bedroom with 1 king-size bed, oversize whirlpool bath & shower, living room, dining room, dressing room, private verandah, pantry, 1 sofa bed for 2 persons, VCR, mini-bar, refrigerator, guest toilet, floor-to-ceiling windows.
- S Suites:** 2 lower beds convertible to 1 king-size bed, whirlpool bath and shower, large sitting area, dressing room, private verandah, 1 sofa bed for 2 persons, VCR, mini-bar, refrigerator, floor-to-ceiling windows.
- A Mini Suites:** 2 lower beds convertible to 1 queen-size bed, whirlpool bath and shower, sitting area, private verandah, VCR, mini-bar, refrigerator, floor-to-ceiling windows.
- B Mini Suites:** 2 lower beds convertible to 1 queen-size bed, whirlpool bath and shower, sitting area, private verandah, VCR, mini-bar, refrigerator, floor-to-ceiling windows.
- C Large:** 2 lower beds convertible to 1 queen-size bed, bathtub & shower.
- D Large:** 2 lower beds convertible to 1 queen-size bed, bathtub & shower.
- E Large:** 2 lower beds convertible to 1 queen-size bed, bathtub & shower.
- F Large:** 2 lower beds convertible to 1 queen-size bed, bathtub & shower.
- FF Large:** 2 lower beds convertible to 1 queen-size bed, bathtub & shower.
- G Large:** 2 lower beds convertible to 1 queen-size bed, bathtub & shower.
- H Large:** 2 lower beds convertible to 1 queen-size bed, bathtub & shower.

INSIDE STATEROOMS

- I Large:** 2 lower beds convertible to 1 queen-size bed, shower.
- J Large:** 2 lower beds convertible to 1 queen-size bed, shower.
- K Large:** 2 lower beds convertible to 1 queen-size bed, shower.
- L Large:** 2 lower beds convertible to 1 queen-size bed, shower.
- M Large:** 2 lower beds convertible to 1 queen-size bed, shower.
- N Standard:** 2 lower beds convertible to 1 queen-size bed, shower.

STATEROOM SYMBOL LEGEND

- Shower only
- Bathtub and shower
- Triple (2 lower beds, 1 sofa bed)
- Quad (2 lower beds, 1 sofa bed, 1 upper)
- △ Partial sea view
- × Fully obstructed view
- + Connecting rooms (Ryndam, Veendam only)
- ♿ Staterooms C389, C390, H704, H706, H709 & H711 are wheelchair accessible, shower only.



(Statendam has jogging track in place of practice tennis courts.)

30 ft. to stern from Rooms 205 & 220.

112 ft. to stern from Rooms 050 & 065.