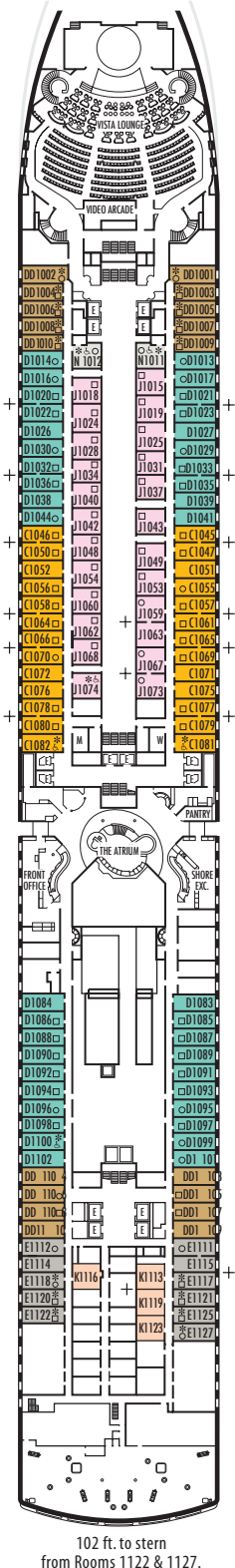



**MAIN DECK**

Rooms 1001-1127  
252 ft. from bow  
to Rooms 1001 & 1002.

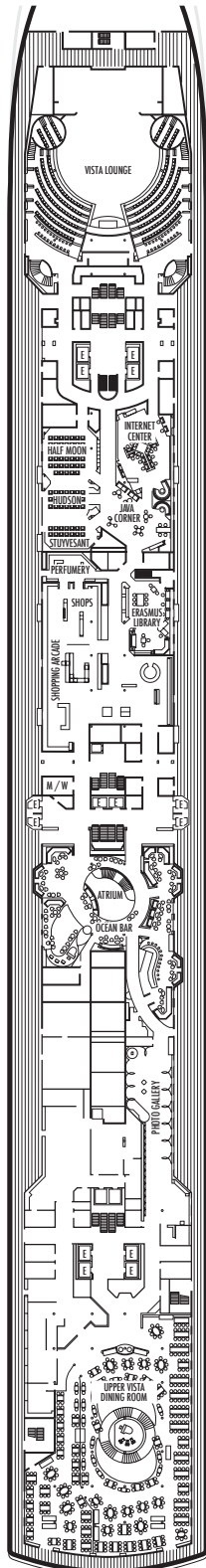


102 ft. to stern  
from Rooms 1122 & 1127.

**LOWER PROMENADE DECK**

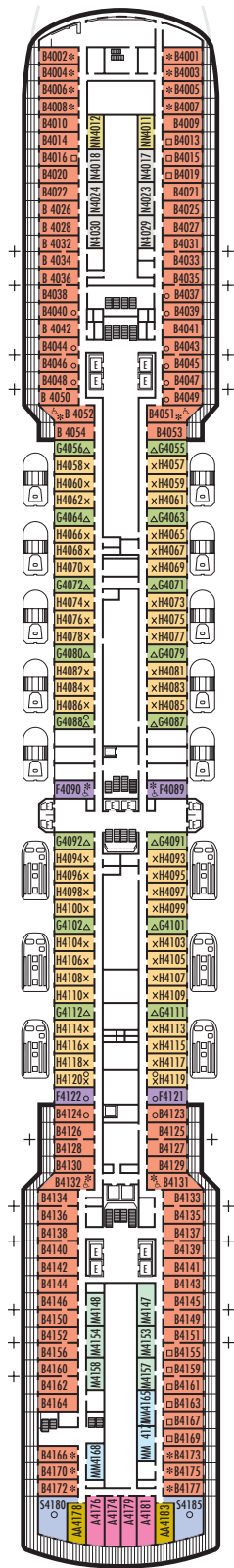


**PROMENADE DECK**



**UPPER PROMENADE DECK**

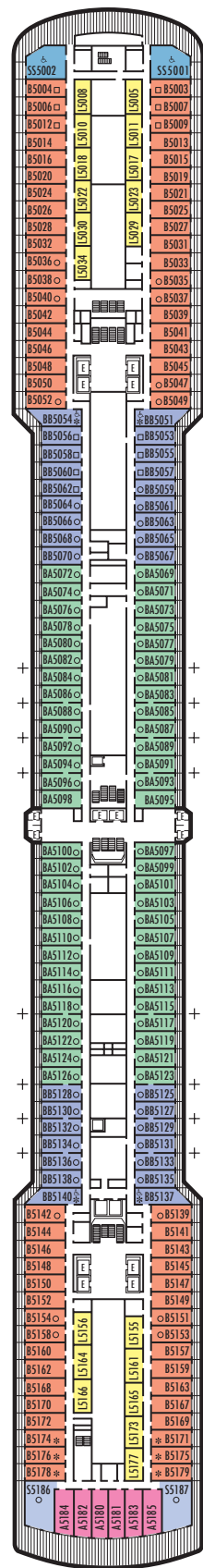
Rooms 4001-4185  
102 ft. from bow  
to Rooms 4001 & 4002.



9 ft. to stern  
from Rooms 4180, 4178, 4176,  
4174, 4179, 4181, 4183 & 4185.

**VERANDAH DECK**

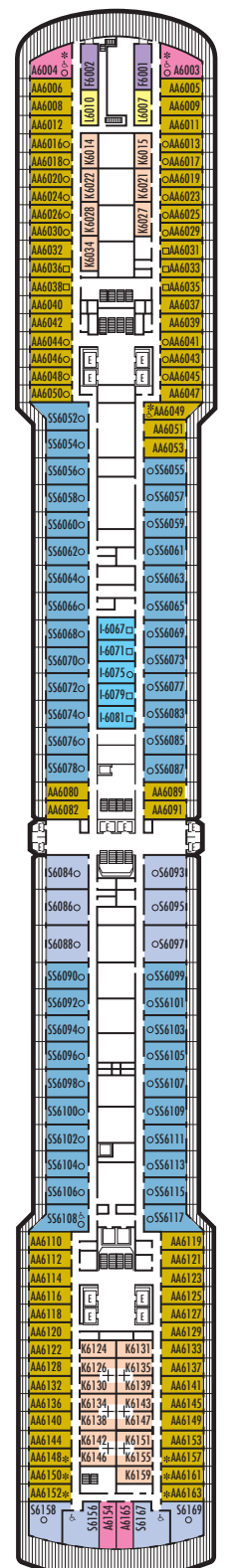
Rooms 5001-5187  
112 ft. from bow  
to Rooms 5001 & 5002.



23 ft. to stern from Rooms 5186,  
5184, 5182, 5180, 5181, 5183,  
5185 & 5187.

**UPPER VERANDAH DECK**

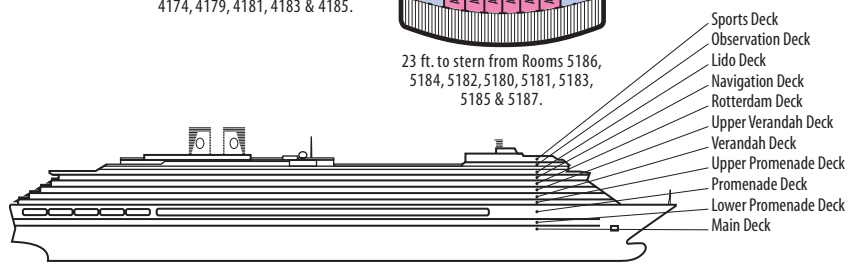
Rooms 6001-6169  
112 ft. from bow  
to Rooms 6003 & 6004.



33 ft. to stern from Rooms 6158,  
6156, 6154, 6165, 6167 & 6169.

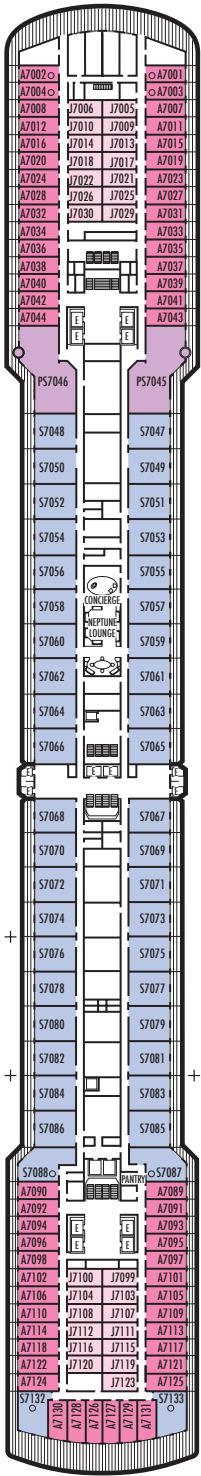
**SHIP SPECIFICATIONS & FACILITIES**

- 1,848 Passengers
- 82,000 Gross Tons
- 950 Feet Long
- Automatic Stabilizers
- 11 Passenger Decks
- 14 Passenger Elevators
- 4 Outside Elevators
- 24 Public Rooms
- 3 Restaurants
- Outdoor Swimming Pools (one with sliding glass roof)
- Spa & Salon
- Two Show Lounges
- Duty-Free Shops
- Library
- Casino
- Fitness Center
- Basketball Court
- Volleyball Court
- Golf Simulator
- Internet Center
- Suite Lounge



**ROTTERDAM DECK**

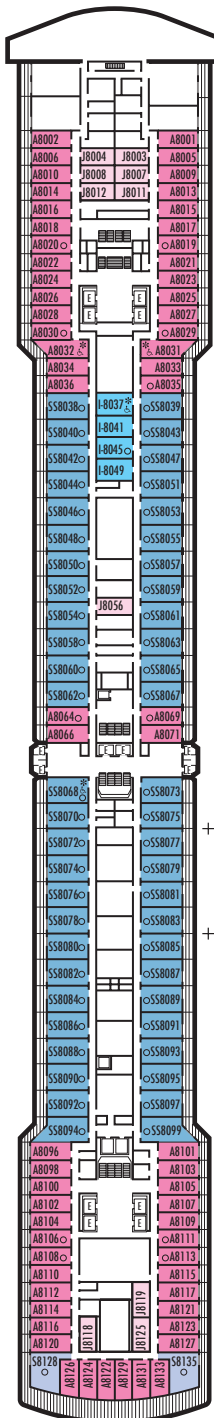
Rooms 7001- 7133  
121 ft. from bow  
to Rooms 7001 & 7002.



56 ft. to stern from Rooms  
7132, 7130, 7128, 7126, 7127,  
7129, 7131 & 7133.

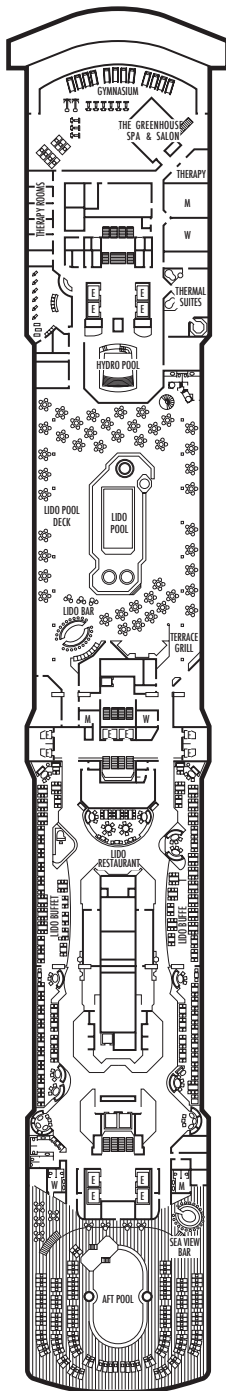
**NAVIGATION DECK**

Rooms 8001- 8135  
186 ft. from bow  
to Rooms 8001 & 8002.

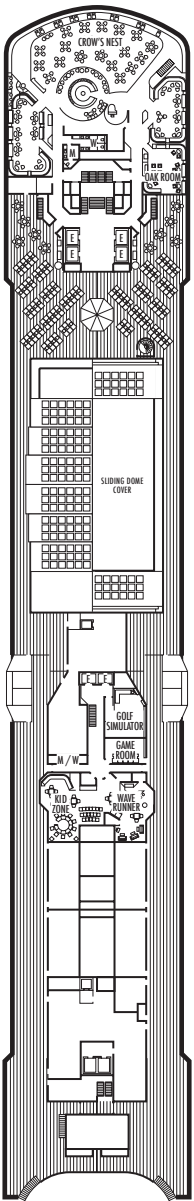


68 ft. to stern from Rooms  
8128, 8126, 8124, 8122, 8129  
8131, 8133 & 8135.

**LIDO DECK**



**OBSERVATION DECK**



**SPORTS DECK**



**ms Oosterdam**

**DECK PLANS & STATEROOMS**

The deck plans are color-coded by category of stateroom, and the category letter precedes the stateroom number in each room. All staterooms are equipped with television, mini-bar, mini-safe, data port, telephone and multi-channel music.

**Important Note:** Not all staterooms within each category have the same furniture configuration and/or facilities. Appropriate symbols within the rooms on the deck plans describe differences from the stateroom descriptions below.

**OUTSIDE STATEROOMS**

- PS Penthouse Verandah Suites:** Bedroom with 1 king-size bed, oversize whirlpool bath & shower & additional shower stall, living room, dining room, dressing room, private verandah with whirlpool, pantry, 1 sofa bed for 2 persons, DVD, microwave, refrigerator, guest toilet, private stereo system, floor-to-ceiling windows.
- S Deluxe Verandah Suites:** 2 lower beds convertible to 1 king-size bed, bathroom with dual sink vanity, full-size whirlpool bath & shower & additional shower stall, large sitting area, dressing room, private verandah, 1 sofa bed for 2 persons (except aft suites), DVD, floor-to-ceiling windows.
- SS Superior Verandah Suites:** 2 lower beds convertible to 1 queen-size bed, sofa bed for 1, bathroom with dual sink vanity, full-size whirlpool bath & shower & additional shower stall, private verandah, DVD, floor-to-ceiling windows.
- A Deluxe Verandah Outside:** 2 lower beds convertible to 1 queen-size bed, bath & shower, sitting area, private verandah, floor-to-ceiling windows.
- AA Deluxe Verandah Outside:** 2 lower beds convertible to 1 queen-size bed, bath & shower, sitting area, private verandah, floor-to-ceiling windows.
- B Deluxe Verandah Outside:** 2 lower beds convertible to 1 queen-size bed, bath with tub or shower, sitting area, private verandah, floor-to-ceiling windows.
- BA Deluxe Verandah Outside:** 2 lower beds convertible to 1 queen-size bed, bath & shower, sitting area, private verandah, floor-to-ceiling windows.
- BB Deluxe Verandah Outside:** 2 lower beds convertible to 1 queen-size bed, bath & shower, sitting area, private verandah, floor-to-ceiling windows.

**INSIDE STATEROOMS**

- I Large:** 2 lower beds convertible to 1 queen-size bed, shower.
- J Large or Standard:** 2 lower beds convertible to 1 queen-size bed, shower.
- K Large or Standard:** 2 lower beds convertible to 1 queen-size bed, shower.
- L Standard:** 2 lower beds convertible to 1 queen-size bed, shower.
- M Standard:** 2 lower beds convertible to 1 queen-size bed, shower.
- MM Standard:** 2 lower beds convertible to 1 queen-size bed, shower.
- N Standard:** 2 lower beds convertible to 1 queen-size bed, shower.
- NN Standard:** 2 lower beds convertible to 1 queen-size bed, shower.

**STATEROOM SYMBOL LEGEND**

- \* Shower only
- ▲ 2 lower beds or converts to 1 queen-size
- Triple (2 lower beds, 1 sofa bed)
- Quad (2 lower beds, 1 sofa bed, 1 upper)
- △ Partial sea view
- × Fully obstructed view
- + Connecting rooms
- ♿ Staterooms S6156, S6167, SS5001, SS5002, SS6108, SS8068, A6003, A6004, A8031, A8032, AA6049, B4051, B4052, B4131, B4132, BB5051, BB5054, BB5137, BB5140, C1081, C1082, D1100, F4089, F4090, I-8037, J1074, N1011, N1012 are wheelchair accessible, shower only.