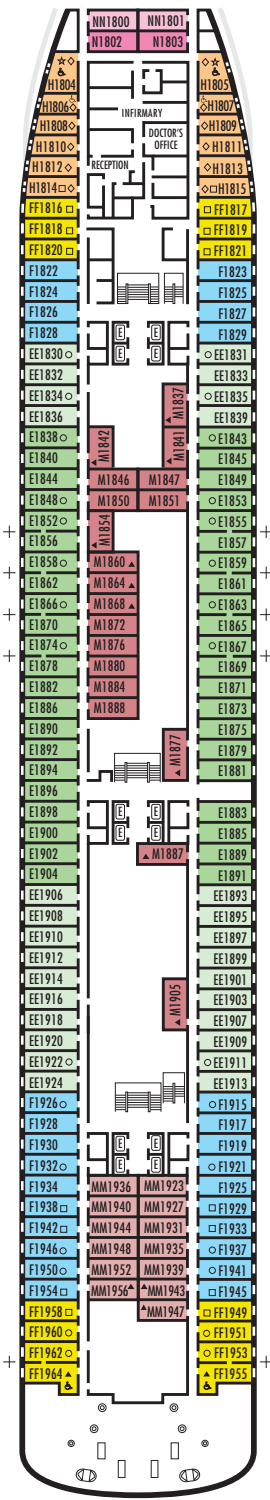
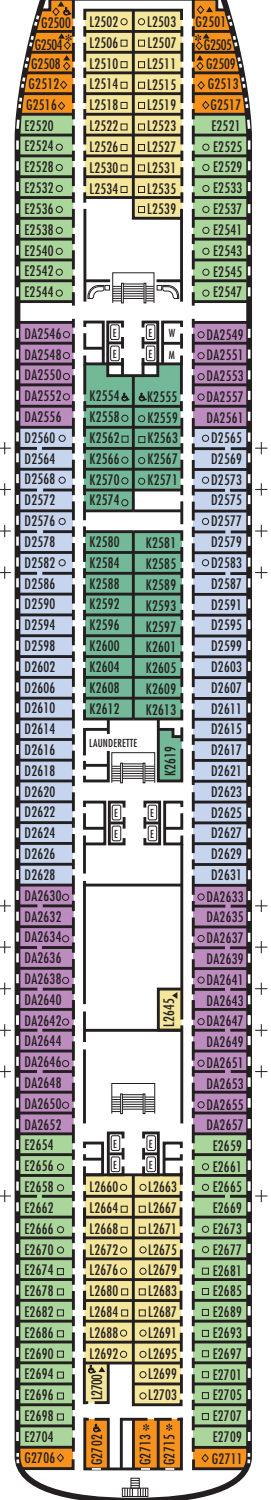


DOLPHIN DECK
Staterooms 1800–1964
90 ft. from bow to
Staterooms 1800 & 1801.



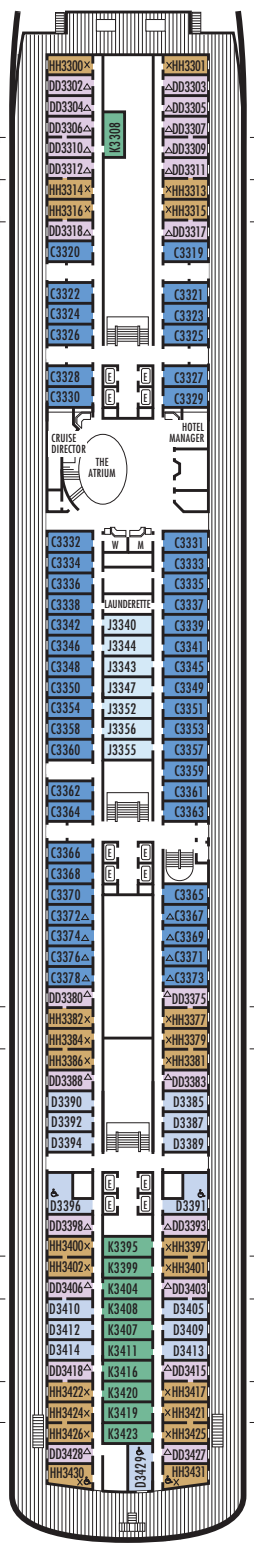
52 ft. to stern from
Staterooms 1955 & 1964.

MAIN DECK
Staterooms 2500–2715
103 ft. from bow to
Staterooms 2500 & 2501.



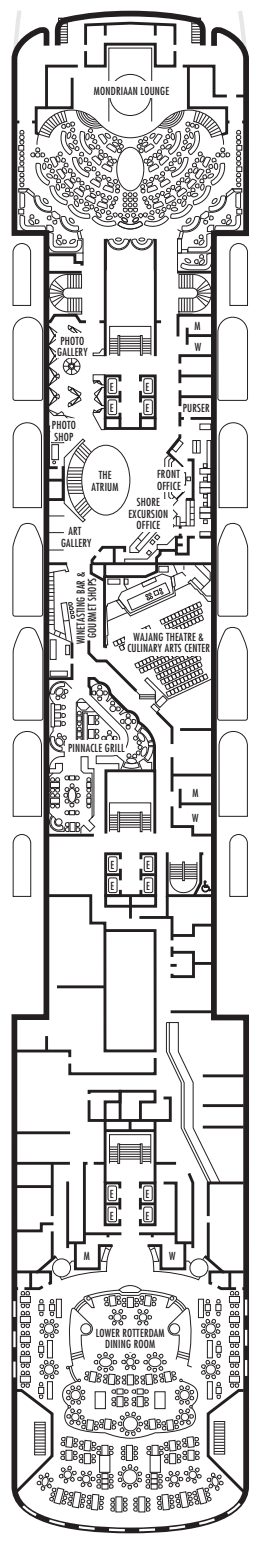
16 ft. to stern from
Staterooms 2702, 2706, 2711,
2713 & 2715.

LOWER PROMENADE DECK
Staterooms 3300–3431
118 ft. from bow to
Staterooms 3300 & 3301.

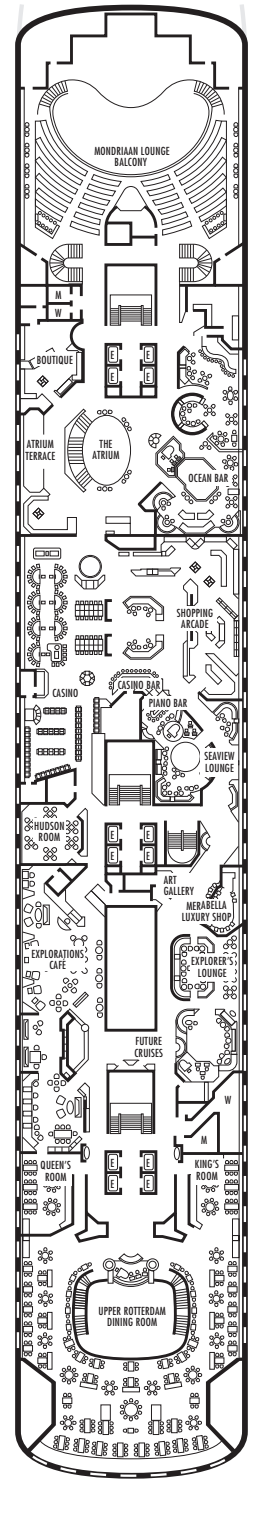


21 ft. to stern from
Staterooms 3429, 3430 & 3431.

PROMENADE DECK



UPPER PROMENADE DECK



STATEROOM SYMBOL LEGEND

- * Shower only
- Bathtub & shower
- ▲ 2 lower beds or converts to 1 queen-size (no sofa bed)
- Triple (2 lower beds, 1 sofa bed)
- Quad (2 lower beds, 1 sofa bed, 1 upper)
- △ Partial sea view
- ◇ These staterooms have portholes instead of windows

- ★ 2 lower beds not convertible to a queen-size
- × Fully obstructed view
- + Connecting rooms
- ♿ Suite S7034 is wheelchair accessible with bathtub & shower. Staterooms AA7088, AA7087, B6228, B6225, C6104, D3396, D3391, HH3431, HH3430, D3429, G2702, L2700, K2555, K2554, G2500, FF1964, FF1955, H1807, H1806, H1805, H1804 are wheelchair accessible, shower only.

SHIP SPECIFICATIONS & FACILITIES

- 1,432 Guests
- 61,214 Gross Tons
- 781 Feet Long
- Automatic Stabilizers
- 10 Guest Decks
- 12 Guest Elevators
- 4 Restaurants
- 2 Outdoor Swimming Pools (one with sliding glass roof)
- Spa & Salon
- Fitness Center
- Movie Theatre
- Duty-free Shops
- Internet Center
- Library
- Casino
- Suite Lounge
- Practice Tennis Court
- Basketball Court

VERANDAH DECK
Staterooms 6100–6228
138 ft. from bow to
Staterooms 6100 & 6102.

NAVIGATION DECK
Staterooms 7001–7088
226 ft. from bow to
Staterooms 7001 & 7002.

LIDO DECK

SPORTS DECK

ms Zaandam

DECK PLANS & STATEROOMS

The deck plans are color-coded by category of stateroom, and the category letter precedes the stateroom number in each room. All staterooms are equipped with flat-panel television, DVD player, telephone and multi-channel music.

Important Note: Not all staterooms within each category have the same furniture configuration and/or facilities. Appropriate symbols within the rooms on the deck plans describe differences from the stateroom descriptions below.

VERANDAH SUITES

PS

Pinnacle Suite: (Penthouse Verandah Suite) Bedroom with 1 king-size bed, oversize whirlpool bath & shower, living room, dining room, dressing room, private verandah, pantry, 1 sofa bed for 2 persons, mini-bar, refrigerator, guest toilet, floor-to-ceiling windows.

S

Neptune Suites: (Deluxe Verandah Suites) 2 lower beds convertible to 1 king-size bed, whirlpool bath & shower, large sitting area, dressing room, private verandah, 1 sofa bed for 2 persons, mini-bar, refrigerator, floor-to-ceiling windows.

A

Vista Suites: (Verandah Suites) 2 lower beds convertible to 1 queen-size bed, 1 sofa bed, whirlpool bath & shower, sitting area, private verandah, mini-bar, refrigerator, floor-to-ceiling windows.

AA B BB BC

Vista Suites: (Verandah Suites) 2 lower beds convertible to 1 queen-size bed, whirlpool bath & shower, sitting area, private verandah, mini-bar, refrigerator, floor-to-ceiling windows.

OCEAN-VIEW STATEROOMS

C D DA DD E EE F FF G H

Large: 2 lower beds convertible to 1 queen-size bed, bathtub & shower. All DD-category staterooms have partial sea views.

HH

Large: 2 lower beds convertible to 1 queen-size bed, bathtub & shower. All HH-category staterooms have fully obstructed views.

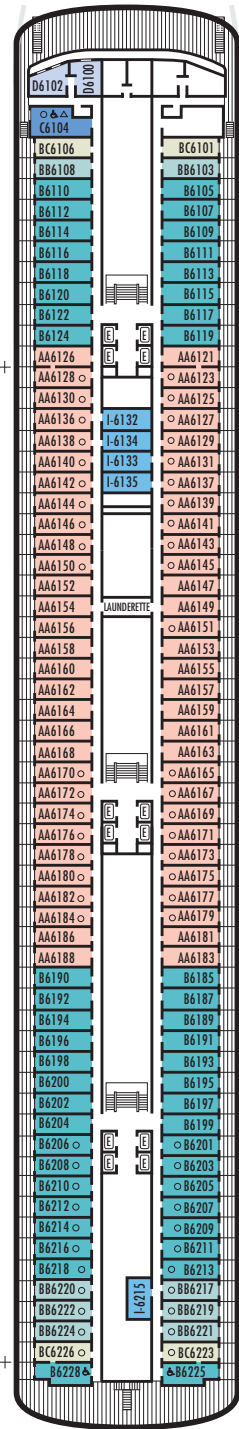
INTERIOR STATEROOMS

I J K L M MM N NN

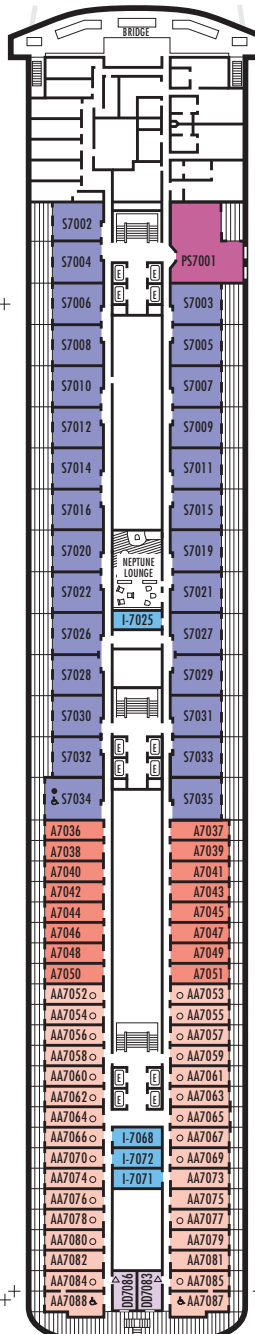
Large: 2 lower beds convertible to 1 queen-size bed, shower.

Large: 2 lower beds convertible to 1 queen-size bed, 1 sofa bed, shower.

Standard: 2 lower beds convertible to 1 queen-size bed, 1 sofa bed & pullman upper, shower.



52 ft. to stern from
Staterooms 6225 & 6228.



52 ft. to stern from
Staterooms 7087 & 7088.

